



Full wwPDB X-ray Structure Validation Report ⓘ

Mar 6, 2026 – 06:29 PM UTC

PDB ID : 1O7X / pdb_00001o7x
Title : Citrate synthase from Sulfolobus solfataricus
Authors : Bell, G.S.; Russell, R.J.M.; Connaris, H.; Hough, D.W.; Danson, M.J.; Taylor, G.L.
Deposited on : 2002-11-19
Resolution : 2.70 Å(reported)

This is a Full wwPDB X-ray Structure Validation Report for a publicly released PDB entry.

We welcome your comments at validation@mail.wwpdb.org

A user guide is available at

<https://www.wwpdb.org/validation/2017/XrayValidationReportHelp>

with specific help available everywhere you see the ⓘ symbol.

The types of validation reports are described at

<http://www.wwpdb.org/validation/2017/FAQs#types>.

The following versions of software and data (see [references ⓘ](#)) were used in the production of this report:

MolProbity	:	4-5-2 with Phenix2.0
Xtriage (Phenix)	:	NOT EXECUTED
EDS	:	NOT EXECUTED
Percentile statistics	:	20250101.v01 (using entries in the PDB archive January 1st 2025)
Ideal geometry (proteins)	:	Engh & Huber (2001)
Ideal geometry (DNA, RNA)	:	Parkinson et al. (1996)
Validation Pipeline (wwPDB-VP)	:	2.49

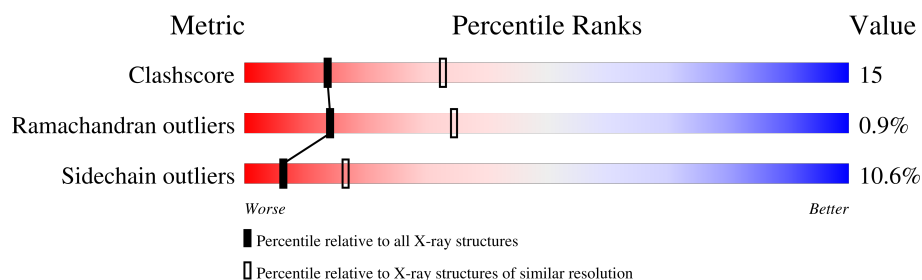
1 Overall quality at a glance

The following experimental techniques were used to determine the structure:

X-RAY DIFFRACTION

The reported resolution of this entry is 2.70 Å.

Percentile scores (ranging between 0-100) for global validation metrics of the entry are shown in the following graphic. The table shows the number of entries on which the scores are based.



Metric	Whole archive (#Entries)	Similar resolution (#Entries, resolution range(Å))
Clashscore	190562	3843 (2.70-2.70)
Ramachandran outliers	187476	3778 (2.70-2.70)
Sidechain outliers	187428	3778 (2.70-2.70)

The table below summarises the geometric issues observed across the polymeric chains and their fit to the electron density. The red, orange, yellow and green segments of the lower bar indicate the fraction of residues that contain outliers for ≥ 3 , 2, 1 and 0 types of geometric quality criteria respectively. A grey segment represents the fraction of residues that are not modelled. The numeric value for each fraction is indicated below the corresponding segment, with a dot representing fractions $\leq 5\%$.

Note EDS was not executed.

Mol	Chain	Length	Quality of chain
1	A	377	
1	B	377	
1	C	377	
1	D	377	

2 Entry composition

There is only 1 type of molecule in this entry. The entry contains 11738 atoms, of which 0 are hydrogens and 0 are deuteriums.

In the tables below, the ZeroOcc column contains the number of atoms modelled with zero occupancy, the AltConf column contains the number of residues with at least one atom in alternate conformation and the Trace column contains the number of residues modelled with at most 2 atoms.

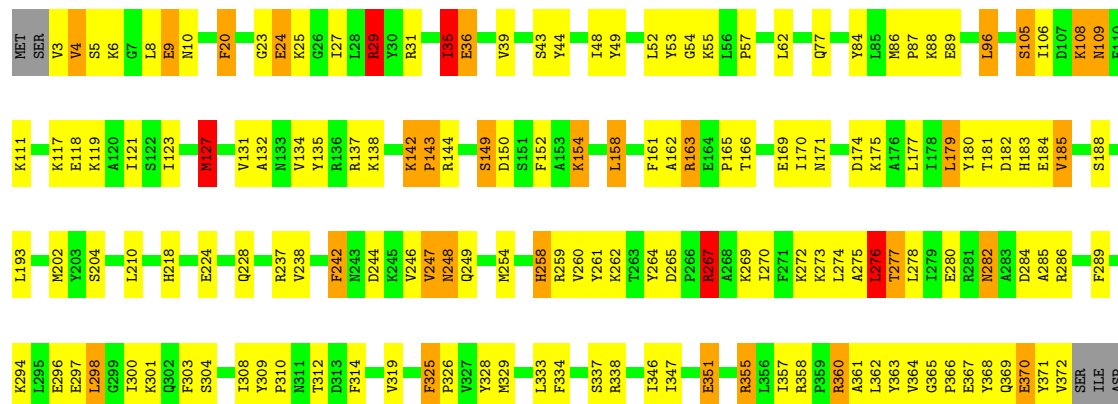
- Molecule 1 is a protein called CITRATE SYNTHASE.

Mol	Chain	Residues	Atoms					ZeroOcc	AltConf	Trace
1	A	367	Total	C	N	O	S	0	0	0
			2935	1897	487	544	7			
1	B	366	Total	C	N	O	S	0	0	0
			2926	1892	485	542	7			
1	C	370	Total	C	N	O	S	0	0	0
			2963	1916	490	550	7			
1	D	365	Total	C	N	O	S	0	0	0
			2914	1883	484	540	7			

TYR
VAL
SER
ILE
ASP
LYS
ARG

• Molecule 1: CITRATE SYNTHASE

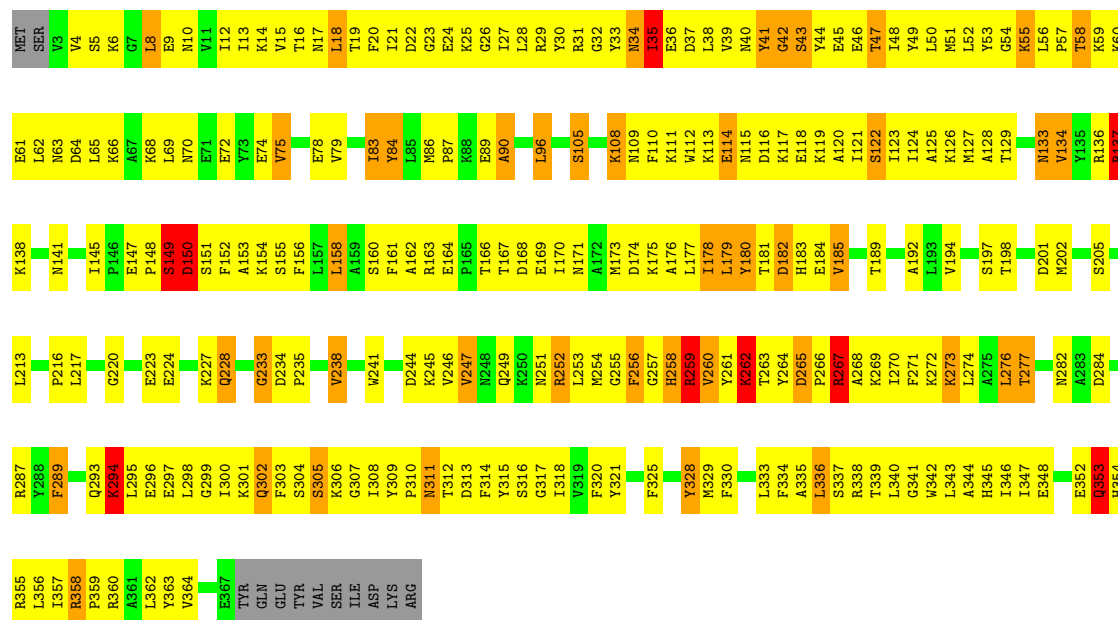
Chain C: 56% 33% 8% ..



LYS
ARG

• Molecule 1: CITRATE SYNTHASE

Chain D: 29% 54% 12% ..



R355
L356
I357
R358
P359
R360
L361
L362
Y363
V364
E367
TYR
GLN
GLU
TYR
VAL
SER
ILE
ASP
LYS
ARG

4 Data and refinement statistics

Xtriage (Phenix) and EDS were not executed - this section is therefore incomplete.

Property	Value	Source
Space group	P 1 21 1	Depositor
Cell constants a, b, c, α , β , γ	77.34Å 97.86Å 119.33Å 90.00° 107.60° 90.00°	Depositor
Resolution (Å)	20.00 – 2.70	Depositor
% Data completeness (in resolution range)	88.6 (20.00-2.70)	Depositor
R_{merge}	0.07	Depositor
R_{sym}	(Not available)	Depositor
Refinement program	REFMAC	Depositor
R, R_{free}	0.208 , 0.285	Depositor
Estimated twinning fraction	No twinning to report.	Xtriage
Total number of atoms	11738	wwPDB-VP
Average B, all atoms (Å ²)	37.0	wwPDB-VP

5 Model quality

5.1 Standard geometry

The Z score for a bond length (or angle) is the number of standard deviations the observed value is removed from the expected value. A bond length (or angle) with $|Z| > 5$ is considered an outlier worth inspection. RMSZ is the root-mean-square of all Z scores of the bond lengths (or angles).

Mol	Chain	Bond lengths		Bond angles	
		RMSZ	# Z >5	RMSZ	# Z >5
1	A	0.60	0/2998	1.71	49/4055 (1.2%)
1	B	0.67	0/2989	1.80	60/4043 (1.5%)
1	C	0.59	0/3027	1.72	39/4095 (1.0%)
1	D	0.65	0/2976	1.86	70/4025 (1.7%)
All	All	0.63	0/11990	1.77	218/16218 (1.3%)

There are no bond length outliers.

All (218) bond angle outliers are listed below:

Mol	Chain	Res	Type	Atoms	Z	Observed(°)	Ideal(°)
1	C	265	ASP	CA-CB-CG	12.31	124.91	112.60
1	D	251	ASN	CA-CB-CG	11.76	124.36	112.60
1	B	281	ARG	CD-NE-CZ	10.48	139.08	124.40
1	A	267	ARG	CD-NE-CZ	10.36	138.90	124.40
1	B	63	ASN	OD1-CG-ND2	-9.94	112.66	122.60
1	A	229	PHE	CA-CB-CG	9.84	123.64	113.80
1	C	248	ASN	CA-CB-CG	9.69	122.29	112.60
1	D	259	ARG	CD-NE-CZ	9.31	137.44	124.40
1	D	265	ASP	CA-CB-CG	9.26	121.86	112.60
1	A	35	ILE	N-CA-CB	9.08	121.17	110.55
1	A	369	GLN	OE1-CD-NE2	-8.60	114.00	122.60
1	A	107	ASP	CA-CB-CG	8.39	120.99	112.60
1	A	141	ASN	CA-CB-CG	8.38	120.98	112.60
1	B	265	ASP	CA-CB-CG	8.35	120.95	112.60
1	A	264	TYR	CA-CB-CG	8.34	128.91	113.90
1	A	191	ALA	CA-C-O	-8.15	111.78	120.42
1	C	358	ARG	CD-NE-CZ	8.15	135.81	124.40
1	A	133	ASN	CA-CB-CG	-8.08	104.52	112.60
1	A	265	ASP	CA-CB-CG	8.08	120.68	112.60
1	B	18	LEU	N-CA-C	8.08	120.00	111.03
1	B	136	ARG	CD-NE-CZ	8.06	135.68	124.40
1	A	17	ASN	CA-CB-CG	7.87	120.47	112.60
1	D	252	ARG	CD-NE-CZ	7.86	135.41	124.40

Continued on next page...

Continued from previous page...

Mol	Chain	Res	Type	Atoms	Z	Observed(°)	Ideal(°)
1	A	364	VAL	CA-C-O	-7.84	110.98	120.78
1	B	35	ILE	N-CA-CB	7.79	121.14	110.54
1	D	265	ASP	CA-C-O	7.78	126.69	119.76
1	D	289	PHE	CA-CB-CG	-7.59	106.21	113.80
1	D	302	GLN	N-CA-C	7.58	119.18	111.07
1	B	35	ILE	CB-CA-C	-7.57	101.92	112.14
1	B	286	ARG	CD-NE-CZ	7.57	134.99	124.40
1	D	137	ARG	CD-NE-CZ	-7.43	114.00	124.40
1	D	145	ILE	CA-C-O	7.37	123.50	119.15
1	D	35	ILE	CB-CA-C	-7.33	102.44	112.04
1	C	35	ILE	CA-C-N	7.31	130.41	120.54
1	C	35	ILE	C-N-CA	7.31	130.41	120.54
1	A	41	TYR	N-CA-C	7.25	122.80	113.88
1	D	90	ALA	CA-C-N	7.16	131.29	121.05
1	D	90	ALA	C-N-CA	7.16	131.29	121.05
1	D	35	ILE	N-CA-CB	7.14	119.39	110.47
1	A	312	THR	N-CA-C	7.10	121.58	112.34
1	C	314	PHE	CA-CB-CG	6.98	120.78	113.80
1	D	360	ARG	CD-NE-CZ	6.97	134.15	124.40
1	C	370	GLU	CB-CG-CD	6.93	124.39	112.60
1	D	8	LEU	CA-C-N	6.87	132.11	121.19
1	D	8	LEU	C-N-CA	6.87	132.11	121.19
1	D	42	GLY	CA-C-N	6.86	133.02	122.11
1	D	42	GLY	C-N-CA	6.86	133.02	122.11
1	A	152	PHE	CA-CB-CG	6.86	120.66	113.80
1	D	47	THR	CA-CB-OG1	-6.85	99.32	109.60
1	C	24	GLU	N-CA-C	-6.82	104.59	113.12
1	D	311	ASN	OD1-CG-ND2	-6.79	115.81	122.60
1	D	149	SER	CA-C-O	-6.74	114.10	121.31
1	C	179	LEU	CA-C-O	-6.74	113.36	120.63
1	B	36	GLU	CA-C-O	-6.71	113.38	120.63
1	C	258	HIS	CA-CB-CG	6.69	120.49	113.80
1	B	251	ASN	OD1-CG-ND2	6.66	129.26	122.60
1	C	280	GLU	N-CA-C	-6.64	105.31	113.41
1	B	105	SER	N-CA-CB	-6.62	100.02	110.22
1	D	198	THR	CA-C-N	6.58	132.21	122.74
1	D	198	THR	C-N-CA	6.58	132.21	122.74
1	B	302	GLN	N-CA-C	6.57	118.23	111.14
1	B	355	ARG	CD-NE-CZ	6.55	133.57	124.40
1	C	4	VAL	N-CA-CB	6.52	119.19	110.26
1	A	191	ALA	N-CA-CB	6.49	119.76	110.16
1	D	364	VAL	CA-C-O	-6.46	112.70	120.78

Continued on next page...

Continued from previous page...

Mol	Chain	Res	Type	Atoms	Z	Observed(°)	Ideal(°)
1	D	294	LYS	CA-C-O	6.45	127.34	120.70
1	D	251	ASN	OD1-CG-ND2	-6.41	116.19	122.60
1	B	346	ILE	N-CA-CB	-6.39	103.65	110.62
1	D	75	VAL	N-CA-CB	6.39	120.16	111.21
1	D	358	ARG	CD-NE-CZ	6.37	133.32	124.40
1	A	267	ARG	CB-CA-C	6.35	122.58	109.95
1	D	247	VAL	N-CA-C	6.34	119.93	111.17
1	C	152	PHE	CA-CB-CG	6.30	120.10	113.80
1	A	259	ARG	CA-C-O	6.29	127.08	120.42
1	B	248	ASN	N-CA-C	6.28	120.80	113.20
1	D	260	VAL	CB-CA-C	-6.21	105.54	111.44
1	B	72	GLU	N-CA-C	6.20	121.60	113.30
1	D	328	TYR	CA-CB-CG	6.18	125.03	113.90
1	A	246	VAL	N-CA-C	6.17	116.35	110.74
1	A	93	ILE	CA-C-N	6.12	126.73	119.94
1	A	93	ILE	C-N-CA	6.12	126.73	119.94
1	B	340	LEU	CA-C-N	6.11	126.73	119.94
1	B	340	LEU	C-N-CA	6.11	126.73	119.94
1	D	217	LEU	N-CA-C	-6.11	105.11	113.30
1	B	104	ALA	CA-C-O	6.10	127.78	121.07
1	D	251	ASN	N-CA-C	-6.09	102.33	110.55
1	D	178	ILE	CA-C-O	-6.06	114.74	121.17
1	B	244	ASP	CA-C-N	6.05	128.86	120.63
1	B	244	ASP	C-N-CA	6.05	128.86	120.63
1	D	137	ARG	NE-CZ-NH2	6.05	124.64	119.20
1	D	353	GLN	OE1-CD-NE2	-6.04	116.56	122.60
1	A	110	PHE	CA-CB-CG	-6.01	107.79	113.80
1	B	64	ASP	CA-C-O	-6.01	114.18	120.55
1	B	4	VAL	N-CA-C	6.01	117.17	109.30
1	D	201	ASP	CA-CB-CG	-6.00	106.60	112.60
1	B	33	TYR	CA-C-O	-5.99	113.86	120.69
1	D	228	GLN	OE1-CD-NE2	5.97	128.57	122.60
1	D	58	THR	CA-C-O	-5.97	114.59	121.82
1	A	242	PHE	CA-CB-CG	-5.97	107.83	113.80
1	C	337	SER	CA-C-O	-5.96	112.63	119.60
1	A	134	VAL	N-CA-C	-5.91	104.75	110.72
1	C	267	ARG	CB-CA-C	5.90	121.53	109.67
1	D	354	HIS	CA-CB-CG	-5.89	107.91	113.80
1	A	35	ILE	O-C-N	5.89	127.68	121.91
1	D	145	ILE	N-CA-C	5.88	113.70	107.76
1	C	163	ARG	CD-NE-CZ	5.87	132.62	124.40
1	D	116	ASP	N-CA-C	5.87	117.68	111.28

Continued on next page...

Continued from previous page...

Mol	Chain	Res	Type	Atoms	Z	Observed(°)	Ideal(°)
1	B	104	ALA	CA-C-N	5.86	128.72	120.28
1	B	104	ALA	C-N-CA	5.86	128.72	120.28
1	B	272	LYS	CA-C-N	5.86	128.41	120.38
1	B	272	LYS	C-N-CA	5.86	128.41	120.38
1	D	133	ASN	CA-CB-CG	-5.85	106.75	112.60
1	B	358	ARG	CD-NE-CZ	5.84	132.58	124.40
1	B	262	LYS	CA-C-O	5.84	126.27	119.32
1	C	355	ARG	NE-CZ-NH2	-5.83	113.95	119.20
1	D	356	LEU	CA-C-O	-5.82	114.64	121.16
1	A	97	GLU	CA-CB-CG	5.81	125.73	114.10
1	D	179	LEU	N-CA-C	5.78	117.58	111.28
1	C	267	ARG	CA-CB-CG	5.78	125.66	114.10
1	C	360	ARG	CA-CB-CG	5.78	125.65	114.10
1	C	20	PHE	CA-CB-CG	-5.76	108.04	113.80
1	B	267	ARG	CB-CA-C	5.75	120.75	109.72
1	B	268	ALA	N-CA-C	-5.72	104.65	111.69
1	A	234	ASP	CB-CA-C	5.71	117.47	108.84
1	B	354	HIS	CA-CB-CG	-5.71	108.09	113.80
1	C	242	PHE	CA-CB-CG	-5.67	108.13	113.80
1	C	10	ASN	CA-CB-CG	5.67	118.27	112.60
1	D	96	LEU	CA-C-N	5.66	129.31	120.82
1	D	96	LEU	C-N-CA	5.66	129.31	120.82
1	D	256	PHE	CA-CB-CG	5.65	119.45	113.80
1	B	90	ALA	CA-C-O	5.63	127.52	121.55
1	D	178	ILE	N-CA-CB	5.59	117.09	110.55
1	B	346	ILE	CA-CB-CG2	5.57	119.97	110.50
1	B	133	ASN	CA-CB-CG	-5.57	107.03	112.60
1	D	34	ASN	CA-CB-CG	5.57	118.17	112.60
1	C	276	LEU	CA-C-N	5.56	130.88	121.14
1	C	276	LEU	C-N-CA	5.56	130.88	121.14
1	B	98	VAL	CB-CA-C	-5.55	104.86	111.97
1	C	275	ALA	CA-C-O	5.54	126.83	120.90
1	D	258	HIS	CA-C-N	5.54	127.71	120.28
1	D	258	HIS	C-N-CA	5.54	127.71	120.28
1	B	254	MET	N-CA-CB	5.53	118.10	109.97
1	B	366	PRO	N-CA-C	5.52	119.86	111.19
1	B	141	ASN	CA-CB-CG	-5.52	107.08	112.60
1	A	365	GLY	CA-C-N	5.51	126.73	119.84
1	A	365	GLY	C-N-CA	5.51	126.73	119.84
1	D	41	TYR	CA-C-O	-5.50	112.28	118.55
1	A	361	ALA	N-CA-C	-5.49	100.93	109.72
1	D	259	ARG	CG-CD-NE	5.49	124.08	112.00

Continued on next page...

Continued from previous page...

Mol	Chain	Res	Type	Atoms	Z	Observed(°)	Ideal(°)
1	B	249	GLN	CA-C-O	5.49	125.41	119.15
1	B	267	ARG	CA-CB-CG	5.48	125.05	114.10
1	D	58	THR	N-CA-C	-5.47	101.89	110.36
1	B	300	ILE	CA-C-O	-5.46	115.06	120.85
1	D	84	TYR	CB-CA-C	5.43	120.09	110.85
1	A	220	GLY	CA-C-N	5.43	128.33	120.79
1	A	220	GLY	C-N-CA	5.43	128.33	120.79
1	B	279	ILE	CA-C-N	5.41	127.80	120.38
1	B	279	ILE	C-N-CA	5.41	127.80	120.38
1	C	265	ASP	CA-C-O	5.40	124.83	119.75
1	D	110	PHE	CA-CB-CG	-5.40	108.40	113.80
1	D	262	LYS	CA-C-O	5.38	125.94	119.59
1	D	213	LEU	CA-C-N	5.37	128.01	120.28
1	D	213	LEU	C-N-CA	5.37	128.01	120.28
1	D	267	ARG	CA-CB-CG	5.36	124.82	114.10
1	A	18	LEU	CA-C-O	-5.34	115.19	120.80
1	B	6	LYS	CA-C-N	5.33	131.87	121.41
1	B	6	LYS	C-N-CA	5.33	131.87	121.41
1	A	72	GLU	N-CA-C	5.33	119.33	112.41
1	C	109	ASN	CA-CB-CG	5.32	117.92	112.60
1	B	355	ARG	N-CA-CB	5.31	119.53	110.71
1	D	355	ARG	CA-C-O	-5.31	113.50	119.98
1	C	108	LYS	N-CA-C	-5.30	103.89	110.41
1	A	303	PHE	N-CA-C	5.30	120.41	112.94
1	B	231	GLU	CA-C-O	-5.29	114.94	120.55
1	A	255	GLY	N-CA-C	-5.29	107.38	115.00
1	C	29	ARG	CA-C-O	5.29	127.30	121.11
1	A	302	GLN	N-CA-C	5.29	117.12	111.36
1	A	178	ILE	CB-CA-C	-5.28	105.22	111.97
1	A	15	VAL	CA-C-O	-5.27	116.03	121.93
1	A	9	GLU	CA-CB-CG	-5.26	103.58	114.10
1	A	9	GLU	N-CA-C	5.25	117.43	111.02
1	A	268	ALA	N-CA-C	-5.25	105.23	111.69
1	B	356	LEU	CA-C-O	-5.25	115.98	121.55
1	C	284	ASP	CA-C-O	-5.23	113.61	119.79
1	C	150	ASP	CB-CA-C	-5.23	101.96	110.85
1	A	137	ARG	NE-CZ-NH2	5.22	123.90	119.20
1	A	358	ARG	N-CA-CB	5.22	117.57	111.09
1	C	35	ILE	CB-CA-C	5.20	119.17	112.14
1	B	54	GLY	N-CA-C	5.20	122.00	114.67
1	B	164	GLU	O-C-N	5.20	125.88	121.20
1	B	303	PHE	N-CA-C	5.20	120.62	113.97

Continued on next page...

Continued from previous page...

Mol	Chain	Res	Type	Atoms	Z	Observed(°)	Ideal(°)
1	B	347	ILE	CA-C-O	5.18	126.80	121.41
1	C	334	PHE	CA-CB-CG	5.18	118.98	113.80
1	A	268	ALA	CA-C-O	5.16	125.97	120.24
1	B	345	HIS	CA-C-N	5.16	127.15	120.70
1	B	345	HIS	C-N-CA	5.16	127.15	120.70
1	C	127	MET	CA-CB-CG	5.15	124.41	114.10
1	C	325	PHE	N-CA-C	5.14	116.17	109.64
1	D	114	GLU	N-CA-CB	5.13	117.61	110.07
1	D	109	ASN	N-CA-C	5.12	117.50	108.24
1	C	204	SER	CA-C-O	-5.11	115.44	120.70
1	C	319	VAL	CA-C-N	5.11	127.08	120.44
1	C	319	VAL	C-N-CA	5.11	127.08	120.44
1	A	50	LEU	CA-C-O	5.10	126.17	120.82
1	B	255	GLY	N-CA-C	-5.09	108.29	115.32
1	D	182	ASP	CA-CB-CG	-5.08	107.52	112.60
1	B	195	ALA	CA-C-N	5.08	127.79	120.38
1	B	195	ALA	C-N-CA	5.08	127.79	120.38
1	A	364	VAL	CA-C-N	-5.07	113.91	121.87
1	A	364	VAL	C-N-CA	-5.07	113.91	121.87
1	D	247	VAL	CA-C-O	-5.07	115.12	120.64
1	A	354	HIS	CA-CB-CG	-5.07	108.73	113.80
1	D	18	LEU	N-CA-C	5.05	116.63	111.03
1	D	137	ARG	CG-CD-NE	5.04	123.09	112.00
1	C	262	LYS	CA-C-O	5.02	125.30	119.32
1	B	24	GLU	CA-C-O	5.01	125.92	120.55
1	D	336	LEU	CA-C-O	5.01	125.86	120.55
1	D	150	ASP	N-CA-CB	5.00	118.55	110.40

There are no chirality outliers.

There are no planarity outliers.

5.2 Too-close contacts ⓘ

In the following table, the Non-H and H(model) columns list the number of non-hydrogen atoms and hydrogen atoms in the chain respectively. The H(added) column lists the number of hydrogen atoms added and optimized by MolProbity. The Clashes column lists the number of clashes within the asymmetric unit, whereas Symm-Clashes lists symmetry-related clashes.

Mol	Chain	Non-H	H(model)	H(added)	Clashes	Symm-Clashes
1	A	2935	0	2966	105	328
1	B	2926	0	2958	76	2668

Continued on next page...

Continued from previous page...

Mol	Chain	Non-H	H(model)	H(added)	Clashes	Symm-Clashes
1	C	2963	0	2990	96	240
1	D	2914	0	2949	100	2525
All	All	11738	0	11863	343	2931

The all-atom clashscore is defined as the number of clashes found per 1000 atoms (including hydrogen atoms). The all-atom clashscore for this structure is 15.

All (343) close contacts within the same asymmetric unit are listed below, sorted by their clash magnitude.

Atom-1	Atom-2	Interatomic distance (Å)	Clash overlap (Å)
1:A:358:ARG:HD2	1:B:259:ARG:NH1	1.81	0.96
1:B:123:ILE:HD12	1:B:202:MET:HE3	1.49	0.93
1:B:134:VAL:HG12	1:B:329:MET:HE1	1.51	0.91
1:D:35:ILE:HD11	1:D:266:PRO:HB2	1.55	0.88
1:A:358:ARG:NH1	1:B:259:ARG:HD2	1.89	0.87
1:A:358:ARG:HD2	1:B:259:ARG:HH11	1.40	0.87
1:C:179:LEU:HD22	1:C:267:ARG:HB2	1.58	0.86
1:C:258:HIS:HD2	1:C:260:VAL:H	1.20	0.86
1:A:179:LEU:HD22	1:A:267:ARG:HB2	1.61	0.82
1:A:358:ARG:HH11	1:B:259:ARG:HD2	1.42	0.81
1:B:88:LYS:N	1:B:137:ARG:HH21	1.82	0.78
1:C:277:THR:HG22	1:C:278:LEU:HG	1.66	0.77
1:D:258:HIS:HD2	1:D:261:TYR:H	1.31	0.77
1:A:228:GLN:HE22	1:A:254:MET:H	1.32	0.76
1:D:179:LEU:HD22	1:D:267:ARG:HB2	1.67	0.76
1:D:15:VAL:HG22	1:D:353:GLN:HE22	1.52	0.75
1:A:62:LEU:HD21	1:A:66:LYS:HE3	1.69	0.75
1:A:258:HIS:HD2	1:A:260:VAL:H	1.35	0.74
1:A:25:LYS:HD2	1:A:27:ILE:HD11	1.70	0.74
1:A:366:PRO:HG3	1:A:369:GLN:NE2	2.04	0.72
1:B:119:LYS:HG3	1:B:202:MET:HE2	1.71	0.72
1:C:228:GLN:HE22	1:C:254:MET:H	1.39	0.71
1:A:119:LYS:HG3	1:A:202:MET:HE2	1.71	0.71
1:A:366:PRO:HG3	1:A:369:GLN:HE21	1.56	0.71
1:D:309:TYR:HB3	1:D:310:PRO:CD	2.22	0.70
1:C:258:HIS:CD2	1:C:260:VAL:H	2.08	0.70
1:A:232:ILE:HD12	1:A:291:ILE:HG23	1.74	0.69
1:D:15:VAL:CG2	1:D:353:GLN:HE22	2.06	0.68
1:D:258:HIS:CD2	1:D:261:TYR:H	2.12	0.67
1:D:147:GLU:HB3	1:D:148:PRO:HD2	1.76	0.67
1:B:35:ILE:HD11	1:B:266:PRO:HB2	1.78	0.66

Continued on next page...

Continued from previous page...

Atom-1	Atom-2	Interatomic distance (Å)	Clash overlap (Å)
1:C:123:ILE:HD12	1:C:202:MET:HE3	1.78	0.66
1:A:245:LYS:HB3	1:A:251:ASN:HD22	1.61	0.65
1:A:88:LYS:N	1:A:137:ARG:HH21	1.94	0.65
1:A:303:PHE:HB3	1:A:308:ILE:HB	1.78	0.65
1:C:25:LYS:HE2	1:C:27:ILE:HD11	1.79	0.65
1:C:193:LEU:HD23	1:C:346:ILE:HG22	1.78	0.64
1:C:119:LYS:HG3	1:C:202:MET:HE2	1.79	0.64
1:A:111:LYS:HB3	1:A:114:GLU:HG3	1.78	0.64
1:D:123:ILE:HD12	1:D:202:MET:HE3	1.80	0.64
1:A:215:GLY:HA3	1:B:198:THR:O	1.98	0.64
1:C:303:PHE:HB3	1:C:308:ILE:HB	1.81	0.62
1:A:123:ILE:HD12	1:A:202:MET:HE3	1.82	0.62
1:B:123:ILE:CD1	1:B:202:MET:HE3	2.26	0.62
1:B:243:ASN:O	1:B:247:VAL:HB	2.00	0.61
1:C:88:LYS:N	1:C:137:ARG:HH21	1.98	0.61
1:A:138:LYS:HD3	1:A:328:TYR:CE1	2.36	0.61
1:A:14:LYS:HE2	1:A:345:HIS:ND1	2.16	0.61
1:A:90:ALA:O	1:A:138:LYS:HE3	2.01	0.61
1:A:272:LYS:HE2	1:A:315:TYR:CZ	2.36	0.59
1:D:39:VAL:HG21	1:D:270:ILE:HD13	1.82	0.59
1:C:105:SER:OG	1:D:86:MET:HE2	2.02	0.59
1:A:343:LEU:O	1:A:347:ILE:HG13	2.03	0.59
1:B:84:TYR:HA	1:B:137:ARG:HD3	1.83	0.59
1:B:86:MET:HB3	1:B:87:PRO:HD2	1.84	0.59
1:D:189:THR:HG1	1:D:342:TRP:CD1	2.21	0.59
1:D:233:GLY:O	1:D:287:ARG:NH1	2.35	0.59
1:C:242:PHE:CG	1:C:298:LEU:HD12	2.38	0.58
1:D:303:PHE:HB3	1:D:308:ILE:HB	1.83	0.58
1:C:86:MET:HE2	1:D:105:SER:OG	2.03	0.58
1:D:90:ALA:O	1:D:138:LYS:HE3	2.04	0.58
1:D:220:GLY:O	1:D:224:GLU:HG2	2.03	0.58
1:D:238:VAL:HG11	1:D:294:LYS:HB2	1.86	0.58
1:B:328:TYR:HE1	1:B:329:MET:HE3	1.68	0.57
1:C:355:ARG:HD3	1:D:6:LYS:HB2	1.86	0.57
1:B:119:LYS:CG	1:B:202:MET:HE2	2.33	0.57
1:D:255:GLY:HA3	1:D:314:PHE:HD1	1.70	0.57
1:D:53:TYR:CE2	1:D:117:LYS:HD2	2.40	0.57
1:D:75:VAL:HG12	1:D:126:LYS:HG3	1.86	0.57
1:D:153:ALA:HB1	1:D:173:MET:HB3	1.87	0.57
1:A:228:GLN:NE2	1:A:254:MET:H	2.00	0.57
1:C:106:ILE:HG13	1:D:86:MET:CE	2.35	0.57

Continued on next page...

Continued from previous page...

Atom-1	Atom-2	Interatomic distance (Å)	Clash overlap (Å)
1:C:258:HIS:CD2	1:C:261:TYR:H	2.23	0.57
1:A:259:ARG:HD3	1:B:358:ARG:NH1	2.20	0.56
1:C:272:LYS:NZ	1:C:296:GLU:OE1	2.38	0.56
1:B:356:LEU:HD23	1:B:358:ARG:HH21	1.70	0.56
1:A:240:ASN:O	1:A:244:ASP:HB2	2.05	0.56
1:C:144:ARG:NH1	1:C:162:ALA:HA	2.21	0.56
1:C:8:LEU:O	1:D:359:PRO:HA	2.05	0.56
1:B:258:HIS:CD2	1:B:261:TYR:H	2.23	0.56
1:B:49:TYR:OH	1:B:55:LYS:HE3	2.04	0.56
1:D:15:VAL:HG22	1:D:353:GLN:NE2	2.21	0.55
1:B:258:HIS:HD2	1:B:260:VAL:H	1.54	0.55
1:C:367:GLU:O	1:D:29:ARG:HD2	2.07	0.55
1:C:87:PRO:HB2	1:D:108:LYS:HZ1	1.72	0.55
1:C:158:LEU:CD1	1:C:165:PRO:HD3	2.38	0.54
1:A:127:MET:HE3	1:A:130:LEU:HB2	1.89	0.54
1:B:280:GLU:H	1:B:280:GLU:CD	2.15	0.54
1:D:112:TRP:HH2	1:D:346:ILE:HG13	1.72	0.54
1:D:138:LYS:HD3	1:D:328:TYR:CE1	2.42	0.54
1:B:21:ILE:HG12	1:B:183:HIS:CE1	2.43	0.54
1:C:132:ALA:O	1:C:135:TYR:HB3	2.08	0.54
1:D:75:VAL:HG12	1:D:126:LYS:CG	2.37	0.54
1:C:171:ASN:O	1:C:175:LYS:HG2	2.08	0.54
1:C:44:TYR:O	1:C:48:ILE:HG13	2.08	0.53
1:A:171:ASN:O	1:A:175:LYS:HG2	2.08	0.53
1:C:123:ILE:HD12	1:C:202:MET:CE	2.39	0.53
1:A:8:LEU:HD12	1:B:357:ILE:HG23	1.90	0.53
1:A:172:ALA:HA	1:A:274:LEU:HD22	1.91	0.53
1:A:280:GLU:CD	1:A:280:GLU:H	2.17	0.53
1:C:88:LYS:O	1:C:138:LYS:HD2	2.09	0.53
1:C:144:ARG:HH12	1:C:162:ALA:HA	1.73	0.53
1:C:108:LYS:O	1:C:109:ASN:HB2	2.09	0.53
1:D:70:ASN:OD1	1:D:148:PRO:HA	2.08	0.53
1:A:287:ARG:O	1:A:291:ILE:HD12	2.09	0.52
1:B:74:GLU:O	1:B:126:LYS:HE3	2.09	0.52
1:A:123:ILE:CD1	1:A:202:MET:HE3	2.38	0.52
1:B:347:ILE:HG23	1:B:351:GLU:OE1	2.10	0.52
1:D:133:ASN:O	1:D:137:ARG:HB2	2.08	0.52
1:D:123:ILE:HD12	1:D:202:MET:CE	2.40	0.52
1:D:137:ARG:HD2	1:D:137:ARG:O	2.10	0.52
1:A:119:LYS:HG3	1:A:202:MET:CE	2.39	0.52
1:D:328:TYR:HE1	1:D:329:MET:HE3	1.75	0.52

Continued on next page...

Continued from previous page...

Atom-1	Atom-2	Interatomic distance (Å)	Clash overlap (Å)
1:D:309:TYR:HB3	1:D:310:PRO:HD2	1.91	0.51
1:D:72:GLU:HG3	1:D:122:SER:HB3	1.92	0.51
1:C:118:GLU:HA	1:C:121:ILE:HD12	1.92	0.51
1:A:274:LEU:O	1:A:278:LEU:HD12	2.11	0.51
1:A:328:TYR:HE1	1:A:329:MET:HE3	1.76	0.51
1:D:171:ASN:O	1:D:175:LYS:HG2	2.11	0.51
1:D:171:ASN:OD1	1:D:175:LYS:HE3	2.11	0.51
1:B:328:TYR:CD1	1:B:329:MET:HG2	2.46	0.51
1:A:89:GLU:H	1:A:89:GLU:CD	2.17	0.51
1:B:103:LEU:HD13	1:B:203:TYR:CE2	2.46	0.51
1:D:72:GLU:CG	1:D:122:SER:HB3	2.41	0.51
1:D:258:HIS:CD2	1:D:260:VAL:H	2.28	0.51
1:A:122:SER:O	1:A:126:LYS:HD2	2.10	0.51
1:A:183:HIS:HE1	1:A:261:TYR:OH	1.94	0.51
1:C:228:GLN:NE2	1:C:254:MET:H	2.06	0.51
1:C:267:ARG:NH1	1:C:312:THR:HG21	2.26	0.50
1:B:258:HIS:CD2	1:B:260:VAL:H	2.30	0.50
1:B:258:HIS:HD2	1:B:261:TYR:H	1.60	0.50
1:B:122:SER:O	1:B:126:LYS:HG3	2.11	0.50
1:C:309:TYR:HB3	1:C:310:PRO:HD2	1.93	0.50
1:C:238:VAL:HG21	1:C:294:LYS:HD2	1.93	0.50
1:A:97:GLU:OE2	1:A:211:ALA:HA	2.11	0.50
1:C:300:ILE:HG23	1:C:304:SER:HB3	1.94	0.50
1:D:14:LYS:HB2	1:D:353:GLN:OE1	2.12	0.50
1:A:78:GLU:H	1:A:78:GLU:CD	2.20	0.49
1:C:84:TYR:HA	1:C:137:ARG:HD3	1.94	0.49
1:C:154:LYS:HG3	1:C:170:ILE:HD13	1.95	0.49
1:A:328:TYR:CE1	1:A:329:MET:HE3	2.48	0.49
1:C:183:HIS:O	1:C:184:GLU:HB2	2.12	0.49
1:D:31:ARG:NE	1:D:54:GLY:HA2	2.27	0.49
1:A:83:ILE:O	1:A:137:ARG:HD3	2.12	0.49
1:A:80:LEU:HD11	1:A:145:ILE:HD11	1.94	0.49
1:A:95:LEU:HD12	1:A:134:VAL:HG13	1.95	0.49
1:A:241:TRP:CE2	1:A:245:LYS:HG3	2.47	0.49
1:A:286:ARG:O	1:A:290:GLU:HG3	2.13	0.49
1:B:171:ASN:OD1	1:B:175:LYS:HE3	2.13	0.49
1:D:119:LYS:CG	1:D:202:MET:HE2	2.43	0.49
1:B:115:ASN:ND2	1:B:118:GLU:HG2	2.26	0.48
1:C:166:THR:O	1:C:169:GLU:HB2	2.13	0.48
1:A:89:GLU:O	1:B:108:LYS:HE3	2.14	0.48
1:C:347:ILE:O	1:C:351:GLU:HB2	2.13	0.48

Continued on next page...

Continued from previous page...

Atom-1	Atom-2	Interatomic distance (Å)	Clash overlap (Å)
1:C:297:GLU:HG2	1:C:301:LYS:NZ	2.28	0.48
1:A:70:ASN:OD1	1:A:148:PRO:HA	2.12	0.48
1:B:88:LYS:CA	1:B:137:ARG:HH21	2.26	0.48
1:C:57:PRO:HG3	1:C:62:LEU:HD13	1.95	0.48
1:D:296:GLU:O	1:D:300:ILE:HG13	2.13	0.48
1:A:106:ILE:HG13	1:B:86:MET:CE	2.44	0.48
1:A:232:ILE:HD12	1:A:291:ILE:CG2	2.41	0.48
1:A:127:MET:HE3	1:A:127:MET:HA	1.95	0.48
1:B:290:GLU:O	1:B:294:LYS:HG3	2.14	0.48
1:C:328:TYR:HE1	1:C:329:MET:HE3	1.79	0.48
1:D:86:MET:HB3	1:D:87:PRO:HD2	1.96	0.48
1:A:154:LYS:HD2	1:A:170:ILE:CD1	2.44	0.48
1:C:35:ILE:HD13	1:C:179:LEU:HD23	1.96	0.48
1:C:185:VAL:O	1:D:359:PRO:HD2	2.14	0.48
1:A:224:GLU:HB3	1:A:254:MET:HE2	1.95	0.47
1:D:161:PHE:O	1:D:162:ALA:HB3	2.14	0.47
1:B:88:LYS:HB2	1:B:137:ARG:NH2	2.29	0.47
1:D:262:LYS:HA	1:D:262:LYS:HD3	1.73	0.47
1:D:154:LYS:HG2	1:D:158:LEU:HD22	1.95	0.47
1:A:46:GLU:HG3	1:A:57:PRO:CG	2.44	0.47
1:A:282:ASN:HB3	1:A:285:ALA:CB	2.44	0.47
1:C:89:GLU:H	1:C:89:GLU:CD	2.22	0.47
1:B:179:LEU:HD22	1:B:267:ARG:HB2	1.96	0.47
1:A:106:ILE:HG13	1:B:86:MET:HE3	1.97	0.47
1:B:116:ASP:HB3	1:B:347:ILE:HG12	1.97	0.47
1:C:27:ILE:HG21	1:C:29:ARG:NH2	2.30	0.46
1:D:134:VAL:O	1:D:138:LYS:HG3	2.14	0.46
1:A:96:LEU:HB3	1:A:210:LEU:HD13	1.96	0.46
1:B:281:ARG:HD2	1:B:281:ARG:N	2.31	0.46
1:C:35:ILE:CD1	1:C:179:LEU:HD23	2.46	0.46
1:D:84:TYR:CE1	1:D:137:ARG:HG2	2.50	0.46
1:D:134:VAL:HG12	1:D:329:MET:HE1	1.97	0.46
1:A:29:ARG:HD2	1:B:367:GLU:O	2.15	0.46
1:A:119:LYS:O	1:A:123:ILE:HG13	2.15	0.46
1:A:57:PRO:HB2	1:A:62:LEU:HB2	1.97	0.46
1:A:68:LYS:O	1:A:69:LEU:C	2.57	0.46
1:A:229:PHE:HA	1:A:291:ILE:HG21	1.96	0.46
1:B:228:GLN:HE22	1:B:254:MET:H	1.62	0.46
1:D:84:TYR:CD1	1:D:137:ARG:HG2	2.49	0.46
1:D:223:GLU:O	1:D:227:LYS:HG3	2.16	0.46
1:C:282:ASN:ND2	1:C:285:ALA:H	2.13	0.46

Continued on next page...

Continued from previous page...

Atom-1	Atom-2	Interatomic distance (Å)	Clash overlap (Å)
1:B:13:ILE:HG23	1:B:14:LYS:HG2	1.97	0.46
1:C:96:LEU:CD1	1:C:134:VAL:HG21	2.46	0.46
1:A:14:LYS:HE2	1:A:345:HIS:CE1	2.51	0.46
1:A:282:ASN:HD22	1:A:282:ASN:HA	1.56	0.46
1:D:136:ARG:NH1	1:D:141:ASN:HB3	2.31	0.46
1:C:138:LYS:HE3	1:C:328:TYR:CE1	2.50	0.45
1:C:108:LYS:CE	1:D:89:GLU:HB2	2.45	0.45
1:A:96:LEU:HD13	1:A:134:VAL:HG21	1.98	0.45
1:D:245:LYS:HA	1:D:249:GLN:OE1	2.16	0.45
1:A:73:TYR:CG	1:A:146:PRO:HB2	2.51	0.45
1:A:329:MET:HA	1:A:329:MET:HE2	1.98	0.45
1:B:328:TYR:CE1	1:B:329:MET:HG2	2.51	0.45
1:C:4:VAL:CG2	1:D:15:VAL:HG13	2.47	0.45
1:C:106:ILE:HG13	1:D:86:MET:HE3	1.99	0.45
1:C:309:TYR:HB3	1:C:310:PRO:CD	2.47	0.45
1:D:83:ILE:HG22	1:D:137:ARG:HG3	1.98	0.45
1:B:179:LEU:HD22	1:B:267:ARG:CB	2.47	0.45
1:A:262:LYS:NZ	1:A:262:LYS:HB3	2.32	0.45
1:C:23:GLY:HA3	1:C:260:VAL:O	2.17	0.45
1:D:74:GLU:O	1:D:126:LYS:HE3	2.17	0.45
1:C:127:MET:O	1:C:131:VAL:HG23	2.16	0.45
1:B:89:GLU:CD	1:B:89:GLU:H	2.25	0.44
1:C:188:SER:HB3	1:C:218:HIS:CD2	2.52	0.44
1:B:107:ASP:O	1:B:108:LYS:C	2.58	0.44
1:B:192:ALA:HB2	1:B:209:ALA:HB2	2.00	0.44
1:C:142:LYS:HB2	1:C:143:PRO:HD2	1.98	0.44
1:B:88:LYS:O	1:B:138:LYS:HD2	2.17	0.44
1:B:172:ALA:CB	1:B:278:LEU:HD11	2.47	0.44
1:B:108:LYS:O	1:B:109:ASN:HB2	2.18	0.44
1:B:173:MET:HE2	1:B:177:LEU:HG	2.00	0.44
1:C:36:GLU:H	1:C:36:GLU:HG2	1.20	0.44
1:C:242:PHE:CB	1:C:298:LEU:HD12	2.48	0.44
1:B:127:MET:HG3	1:B:339:THR:HG21	1.99	0.44
1:B:272:LYS:HE3	1:B:315:TYR:OH	2.18	0.44
1:C:149:SER:OG	1:C:154:LYS:HD2	2.17	0.44
1:A:119:LYS:HB3	1:A:202:MET:HE1	1.99	0.44
1:C:158:LEU:HD12	1:C:165:PRO:HD3	2.00	0.44
1:D:325:PHE:CG	1:D:333:LEU:HD11	2.53	0.44
1:C:276:LEU:HD13	1:C:289:PHE:CZ	2.53	0.44
1:C:363:TYR:HA	1:D:16:THR:O	2.18	0.44
1:D:276:LEU:HD13	1:D:289:PHE:CZ	2.53	0.44

Continued on next page...

Continued from previous page...

Atom-1	Atom-2	Interatomic distance (Å)	Clash overlap (Å)
1:A:86:MET:CE	1:B:106:ILE:HG13	2.48	0.43
1:C:246:VAL:O	1:C:247:VAL:C	2.61	0.43
1:C:44:TYR:CD1	1:C:177:LEU:HB3	2.53	0.43
1:C:244:ASP:HA	1:C:248:ASN:OD1	2.18	0.43
1:D:68:LYS:HA	1:D:68:LYS:HD2	1.79	0.43
1:A:134:VAL:O	1:A:138:LYS:HG3	2.18	0.43
1:A:320:PHE:CD2	1:A:333:LEU:HD13	2.52	0.43
1:B:281:ARG:HB3	1:B:281:ARG:HH11	1.82	0.43
1:D:70:ASN:CG	1:D:148:PRO:HA	2.43	0.43
1:D:129:THR:O	1:D:133:ASN:ND2	2.51	0.43
1:A:65:LEU:CD1	1:A:121:ILE:HG12	2.48	0.43
1:C:360:ARG:O	1:D:13:ILE:HG22	2.19	0.43
1:D:96:LEU:HD13	1:D:134:VAL:HG21	2.01	0.43
1:A:6:LYS:HB3	1:B:355:ARG:HE	1.83	0.43
1:A:180:TYR:HB2	1:A:337:SER:OG	2.19	0.43
1:A:183:HIS:HD2	1:A:184:GLU:OE2	2.00	0.43
1:C:188:SER:HB3	1:C:218:HIS:NE2	2.32	0.43
1:B:145:ILE:O	1:B:146:PRO:C	2.62	0.43
1:C:4:VAL:HG21	1:D:15:VAL:HG13	2.01	0.43
1:D:149:SER:HB3	1:D:155:SER:OG	2.18	0.43
1:D:241:TRP:CZ2	1:D:245:LYS:HD2	2.53	0.43
1:B:118:GLU:HA	1:B:121:ILE:HD12	2.00	0.43
1:D:16:THR:HA	1:D:348:GLU:OE2	2.18	0.43
1:A:21:ILE:HG21	1:A:260:VAL:HG11	2.00	0.43
1:A:172:ALA:HB2	1:A:278:LEU:HD11	2.00	0.43
1:B:110:PHE:CE1	1:B:119:LYS:HG2	2.54	0.43
1:B:183:HIS:CD2	1:B:184:GLU:HG3	2.54	0.43
1:C:20:PHE:HB2	1:D:363:TYR:CD2	2.54	0.42
1:A:127:MET:HE2	1:A:131:VAL:HG23	2.01	0.42
1:A:144:ARG:NH1	1:A:162:ALA:HA	2.34	0.42
1:A:297:GLU:HG2	1:A:298:LEU:HD23	2.00	0.42
1:A:172:ALA:HB3	1:A:323:LEU:HD21	2.02	0.42
1:A:263:THR:OG1	1:A:264:TYR:N	2.52	0.42
1:B:133:ASN:O	1:B:137:ARG:HB3	2.20	0.42
1:D:5:SER:OG	1:D:8:LEU:HD23	2.18	0.42
1:D:45:GLU:HG2	1:D:66:LYS:HG2	2.01	0.42
1:D:179:LEU:HD22	1:D:267:ARG:CB	2.45	0.42
1:A:183:HIS:O	1:A:184:GLU:HB2	2.20	0.42
1:A:243:ASN:HA	1:A:247:VAL:CG2	2.49	0.42
1:A:254:MET:HE3	1:A:254:MET:HB3	1.89	0.42
1:B:96:LEU:HD12	1:B:96:LEU:HA	1.93	0.42

Continued on next page...

Continued from previous page...

Atom-1	Atom-2	Interatomic distance (Å)	Clash overlap (Å)
1:C:31:ARG:NE	1:C:54:GLY:HA2	2.34	0.42
1:D:137:ARG:HD2	1:D:137:ARG:C	2.43	0.42
1:A:60:LYS:HD3	1:A:61:GLU:N	2.35	0.42
1:A:127:MET:O	1:A:131:VAL:HG23	2.19	0.42
1:A:245:LYS:O	1:A:249:GLN:HB3	2.19	0.42
1:C:274:LEU:O	1:C:277:THR:HB	2.20	0.42
1:C:325:PHE:CG	1:C:333:LEU:HD11	2.55	0.42
1:A:282:ASN:HB3	1:A:285:ALA:HB3	2.01	0.42
1:B:84:TYR:CZ	1:B:137:ARG:HB2	2.55	0.42
1:C:4:VAL:HG22	1:D:12:ILE:CG2	2.49	0.42
1:C:9:GLU:HG2	1:C:259:ARG:HH21	1.84	0.42
1:C:286:ARG:HH11	1:C:286:ARG:HD3	1.63	0.42
1:A:15:VAL:HG13	1:B:4:VAL:CG2	2.49	0.42
1:B:272:LYS:HG3	1:B:315:TYR:CZ	2.55	0.42
1:C:264:TYR:CD2	1:C:269:LYS:HG3	2.55	0.42
1:C:87:PRO:HB2	1:D:108:LYS:NZ	2.35	0.42
1:C:43:SER:HA	1:C:174:ASP:OD1	2.19	0.41
1:C:297:GLU:HG2	1:C:301:LYS:HE3	2.02	0.41
1:D:194:VAL:O	1:D:197:SER:OG	2.36	0.41
1:B:36:GLU:H	1:B:36:GLU:HG2	1.28	0.41
1:B:201:ASP:C	1:B:201:ASP:OD2	2.63	0.41
1:B:347:ILE:O	1:B:348:GLU:C	2.63	0.41
1:C:244:ASP:O	1:C:249:GLN:HB2	2.19	0.41
1:D:22:ASP:OD2	1:D:25:LYS:HD2	2.20	0.41
1:A:39:VAL:HG21	1:A:270:ILE:HG21	2.01	0.41
1:C:52:LEU:O	1:C:117:LYS:HD3	2.20	0.41
1:A:150:ASP:OD1	1:A:154:LYS:NZ	2.46	0.41
1:D:78:GLU:H	1:D:78:GLU:CD	2.28	0.41
1:A:166:THR:O	1:A:167:THR:C	2.64	0.41
1:B:282:ASN:HB3	1:B:285:ALA:HB3	2.01	0.41
1:C:49:TYR:O	1:C:53:TYR:HB2	2.21	0.41
1:D:234:ASP:O	1:D:235:PRO:C	2.62	0.41
1:B:75:VAL:O	1:B:76:PRO:C	2.64	0.41
1:D:111:LYS:O	1:D:112:TRP:C	2.64	0.41
1:D:228:GLN:CD	1:D:254:MET:HB2	2.45	0.41
1:D:328:TYR:CE1	1:D:329:MET:HE3	2.55	0.41
1:A:182:ASP:O	1:A:183:HIS:HB2	2.21	0.41
1:C:39:VAL:HG21	1:C:270:ILE:HD13	2.01	0.41
1:C:161:PHE:O	1:C:162:ALA:HB3	2.21	0.41
1:C:357:ILE:HD12	1:C:357:ILE:N	2.36	0.41
1:D:79:VAL:O	1:D:83:ILE:HD12	2.20	0.41

Continued on next page...

Continued from previous page...

Atom-1	Atom-2	Interatomic distance (Å)	Clash overlap (Å)
1:A:5:SER:O	1:A:6:LYS:C	2.64	0.41
1:A:234:ASP:HA	1:A:235:PRO:HD3	1.80	0.41
1:A:279:ILE:HG22	1:A:285:ALA:HB1	2.03	0.41
1:C:106:ILE:HG13	1:D:86:MET:HE1	2.01	0.41
1:C:180:TYR:O	1:C:181:THR:C	2.64	0.41
1:A:138:LYS:HD3	1:A:328:TYR:CD1	2.56	0.40
1:D:263:THR:HG23	1:D:264:TYR:O	2.21	0.40
1:D:289:PHE:HA	1:D:318:ILE:HD13	2.03	0.40
1:A:88:LYS:HB3	1:A:137:ARG:NH2	2.36	0.40
1:A:297:GLU:HG3	1:A:301:LYS:NZ	2.37	0.40
1:A:25:LYS:HB2	1:A:27:ILE:HG13	2.02	0.40
1:B:173:MET:HE3	1:B:176:ALA:HB3	2.03	0.40
1:B:303:PHE:HB3	1:B:308:ILE:HB	2.03	0.40
1:C:96:LEU:HB3	1:C:210:LEU:HD13	2.03	0.40
1:D:297:GLU:O	1:D:297:GLU:HG2	2.20	0.40
1:D:309:TYR:CB	1:D:310:PRO:CD	2.92	0.40
1:B:22:ASP:HB3	1:B:27:ILE:HB	2.03	0.40
1:C:325:PHE:HA	1:C:326:PRO:HD3	1.89	0.40
1:C:360:ARG:NH2	1:D:10:ASN:OD1	2.54	0.40
1:D:115:ASN:HD22	1:D:115:ASN:C	2.29	0.40
1:A:259:ARG:HD2	1:A:259:ARG:HA	1.80	0.40
1:C:108:LYS:NZ	1:D:89:GLU:HB2	2.37	0.40
1:C:182:ASP:HA	1:C:338:ARG:NE	2.36	0.40
1:D:119:LYS:HG2	1:D:202:MET:HE2	2.04	0.40
1:D:175:LYS:HB2	1:D:274:LEU:HD11	2.03	0.40

All (2931) symmetry-related close contacts are listed below. The label for Atom-2 includes the symmetry operator and encoded unit-cell translations to be applied.

Atom-1	Atom-2	Interatomic distance (Å)	Clash overlap (Å)
1:B:312:THR:OG1	1:D:28:LEU:CB[2_546]	0.15	2.05
1:B:44:TYR:N	1:D:31:ARG:NH2[2_546]	0.18	2.02
1:A:365:GLY:C	1:D:152:PHE:O[2_546]	0.21	1.99
1:B:48:ILE:N	1:D:49:TYR:O[2_546]	0.22	1.98
1:B:49:TYR:CB	1:D:53:TYR:CE1[2_546]	0.24	1.96
1:B:265:ASP:C	1:D:267:ARG:CZ[2_546]	0.25	1.95
1:B:336:LEU:O	1:D:33:TYR:CZ[2_546]	0.25	1.95
1:B:333:LEU:CB	1:C:368:TYR:CA[2_546]	0.28	1.92
1:B:53:TYR:C	1:D:65:LEU:CA[2_546]	0.31	1.89
1:B:175:LYS:O	1:D:18:LEU:O[2_546]	0.31	1.89

Continued on next page...

Continued from previous page...

Atom-1	Atom-2	Interatomic distance (Å)	Clash overlap (Å)
1:A:367:GLU:CG	1:D:156:PHE:CZ[2_546]	0.33	1.87
1:A:369:GLN:CB	1:D:124:ILE:O[2_546]	0.35	1.85
1:B:58:THR:O	1:D:115:ASN:ND2[2_546]	0.35	1.85
1:B:184:GLU:O	1:D:39:VAL:O[2_546]	0.35	1.85
1:B:271:PHE:CD2	1:D:20:PHE:C[2_546]	0.35	1.85
1:B:120:ALA:N	1:D:58:THR:CG2[2_546]	0.36	1.84
1:B:299:GLY:CA	1:D:308:ILE:N[2_546]	0.36	1.84
1:B:175:LYS:N	1:D:18:LEU:N[2_546]	0.37	1.83
1:B:48:ILE:O	1:D:49:TYR:CG[2_546]	0.38	1.82
1:B:20:PHE:O	1:D:177:LEU:N[2_546]	0.39	1.81
1:B:242:PHE:CG	1:D:305:SER:O[2_546]	0.39	1.81
1:A:360:ARG:CZ	1:D:277:THR:OG1[2_546]	0.40	1.80
1:B:46:GLU:N	1:D:52:LEU:O[2_546]	0.41	1.79
1:B:117:LYS:CB	1:D:61:GLU:N[2_546]	0.42	1.78
1:B:59:LYS:N	1:D:115:ASN:CA[2_546]	0.43	1.77
1:B:263:THR:CB	1:D:313:ASP:CA[2_546]	0.43	1.77
1:B:266:PRO:N	1:D:267:ARG:NH1[2_546]	0.43	1.77
1:B:302:GLN:CA	1:D:303:PHE:CB[2_546]	0.43	1.77
1:A:109:ASN:OD1	1:A:250:LYS:CA[2_556]	0.44	1.76
1:B:308:ILE:C	1:D:310:PRO:CA[2_546]	0.44	1.76
1:B:21:ILE:CA	1:D:176:ALA:CA[2_546]	0.45	1.75
1:B:17:ASN:CG	1:D:151:SER:CA[2_546]	0.46	1.74
1:B:342:TRP:CG	1:C:371:TYR:CE2[2_546]	0.46	1.74
1:B:264:TYR:O	1:D:312:THR:CG2[2_546]	0.47	1.73
1:B:264:TYR:OH	1:D:258:HIS:CD2[2_546]	0.47	1.73
1:B:186:PRO:CB	1:D:40:ASN:ND2[2_546]	0.48	1.72
1:B:332:ALA:CA	1:C:368:TYR:CE2[2_546]	0.48	1.72
1:B:56:LEU:N	1:D:121:ILE:CB[2_546]	0.49	1.71
1:B:269:LYS:N	1:D:183:HIS:NE2[2_546]	0.49	1.71
1:B:308:ILE:CB	1:D:310:PRO:CG[2_546]	0.49	1.71
1:B:336:LEU:CG	1:C:369:GLN:CD[2_546]	0.49	1.71
1:B:342:TRP:CD2	1:C:371:TYR:CD2[2_546]	0.49	1.71
1:B:169:GLU:C	1:C:364:VAL:CB[2_546]	0.51	1.69
1:B:309:TYR:N	1:D:310:PRO:C[2_546]	0.51	1.69
1:B:311:ASN:CB	1:D:266:PRO:N[2_546]	0.51	1.69
1:B:341:GLY:CA	1:D:46:GLU:OE2[2_546]	0.51	1.69
1:A:107:ASP:O	1:A:248:ASN:OD1[2_556]	0.52	1.68
1:B:28:LEU:CD1	1:D:178:ILE:C[2_546]	0.52	1.68
1:B:30:TYR:N	1:D:44:TYR:CE1[2_546]	0.52	1.68
1:A:360:ARG:NH1	1:D:277:THR:CB[2_546]	0.53	1.67
1:B:299:GLY:C	1:D:308:ILE:CA[2_546]	0.53	1.67

Continued on next page...

Continued from previous page...

Atom-1	Atom-2	Interatomic distance (Å)	Clash overlap (Å)
1:B:303:PHE:C	1:D:256:PHE:CD2[2_546]	0.53	1.67
1:A:111:LYS:CA	1:A:245:LYS:CD[2_556]	0.54	1.66
1:B:18:LEU:CD1	1:D:43:SER:OG[2_546]	0.54	1.66
1:B:188:SER:CA	1:D:41:TYR:OH[2_546]	0.54	1.66
1:B:309:TYR:CE1	1:D:255:GLY:O[2_546]	0.54	1.66
1:B:172:ALA:CB	1:C:363:TYR:CA[2_546]	0.55	1.65
1:A:108:LYS:N	1:A:248:ASN:CB[2_556]	0.56	1.64
1:A:361:ALA:O	1:D:171:ASN:CB[2_546]	0.56	1.64
1:B:256:PHE:CA	1:D:264:TYR:CA[2_546]	0.56	1.64
1:B:40:ASN:OD1	1:D:189:THR:CG2[2_546]	0.57	1.63
1:B:258:HIS:CB	1:D:269:LYS:N[2_546]	0.57	1.63
1:B:56:LEU:CB	1:D:121:ILE:N[2_546]	0.59	1.61
1:B:179:LEU:CA	1:D:30:TYR:CD2[2_546]	0.59	1.61
1:B:260:VAL:CG2	1:D:270:ILE:O[2_546]	0.59	1.61
1:B:262:LYS:CB	1:D:315:TYR:N[2_546]	0.59	1.61
1:B:342:TRP:N	1:C:371:TYR:OH[2_546]	0.59	1.61
1:A:280:GLU:CA	1:B:248:ASN:O[2_546]	0.60	1.60
1:B:172:ALA:O	1:C:363:TYR:CD1[2_546]	0.60	1.60
1:B:265:ASP:OD1	1:D:267:ARG:CD[2_546]	0.60	1.60
1:B:112:TRP:CH2	1:D:59:LYS:CE[2_546]	0.61	1.59
1:B:183:HIS:C	1:D:39:VAL:CB[2_546]	0.61	1.59
1:B:206:LEU:CD1	1:C:372:VAL:CG1[2_546]	0.61	1.59
1:A:363:TYR:N	1:D:170:ILE:C[2_546]	0.62	1.58
1:B:35:ILE:CB	1:D:181:THR:C[2_546]	0.62	1.58
1:B:171:ASN:O	1:D:16:THR:C[2_546]	0.62	1.58
1:B:177:LEU:CA	1:D:31:ARG:CA[2_546]	0.62	1.58
1:B:61:GLU:CD	1:D:118:GLU:CD[2_546]	0.63	1.57
1:B:175:LYS:C	1:D:18:LEU:C[2_546]	0.64	1.56
1:B:179:LEU:CD1	1:D:19:THR:CG2[2_546]	0.64	1.56
1:B:256:PHE:C	1:D:264:TYR:CB[2_546]	0.64	1.56
1:B:334:PHE:CD1	1:D:34:ASN:CB[2_546]	0.64	1.56
1:B:24:GLU:CD	1:D:317:GLY:O[2_546]	0.65	1.55
1:B:304:SER:CA	1:D:256:PHE:CB[2_546]	0.65	1.55
1:B:308:ILE:CA	1:D:310:PRO:CB[2_546]	0.65	1.55
1:B:24:GLU:CA	1:D:317:GLY:N[2_546]	0.66	1.54
1:B:56:LEU:CD1	1:D:120:ALA:O[2_546]	0.66	1.54
1:B:171:ASN:CB	1:D:15:VAL:C[2_546]	0.66	1.54
1:B:256:PHE:O	1:D:264:TYR:CB[2_546]	0.66	1.54
1:B:264:TYR:CE2	1:D:258:HIS:CE1[2_546]	0.66	1.54
1:B:273:LYS:NZ	1:D:185:VAL:CB[2_546]	0.66	1.54
1:B:308:ILE:CG2	1:D:310:PRO:CD[2_546]	0.66	1.54

Continued on next page...

Continued from previous page...

Atom-1	Atom-2	Interatomic distance (Å)	Clash overlap (Å)
1:B:17:ASN:OD1	1:D:151:SER:C[2_546]	0.67	1.53
1:B:188:SER:C	1:D:41:TYR:CE2[2_546]	0.67	1.53
1:B:259:ARG:O	1:D:273:LYS:N[2_546]	0.67	1.53
1:B:315:TYR:C	1:D:22:ASP:N[2_546]	0.67	1.53
1:B:351:GLU:OE1	1:D:63:ASN:ND2[2_546]	0.67	1.53
1:A:364:VAL:C	1:D:154:LYS:N[2_546]	0.68	1.52
1:B:23:GLY:C	1:D:316:SER:CA[2_546]	0.68	1.52
1:B:171:ASN:CB	1:D:16:THR:N[2_546]	0.68	1.52
1:B:242:PHE:CE2	1:D:306:LYS:N[2_546]	0.68	1.52
1:A:367:GLU:CB	1:D:156:PHE:CD1[2_546]	0.69	1.51
1:B:26:GLY:C	1:D:180:TYR:CZ[2_546]	0.69	1.51
1:B:262:LYS:CD	1:D:315:TYR:CG[2_546]	0.69	1.51
1:B:27:ILE:CA	1:D:180:TYR:CD1[2_546]	0.70	1.50
1:B:34:ASN:ND2	1:D:335:ALA:O[2_546]	0.70	1.50
1:B:50:LEU:CG	1:D:48:ILE:CG2[2_546]	0.70	1.50
1:B:229:PHE:CE1	1:D:24:GLU:CB[2_546]	0.71	1.49
1:B:320:PHE:C	1:C:367:GLU:OE1[2_546]	0.71	1.49
1:B:41:TYR:O	1:D:347:ILE:N[2_546]	0.72	1.48
1:B:55:LYS:CA	1:D:121:ILE:CG2[2_546]	0.72	1.48
1:B:345:HIS:NE2	1:D:42:GLY:C[2_546]	0.72	1.48
1:B:169:GLU:CA	1:C:364:VAL:CG1[2_546]	0.73	1.47
1:B:269:LYS:O	1:D:184:GLU:CG[2_546]	0.73	1.47
1:B:121:ILE:CG1	1:D:61:GLU:OE2[2_546]	0.74	1.46
1:B:124:ILE:CD1	1:D:56:LEU:O[2_546]	0.74	1.46
1:B:226:PHE:CB	1:D:25:LYS:CD[2_546]	0.75	1.45
1:B:312:THR:N	1:D:266:PRO:CG[2_546]	0.75	1.45
1:B:57:PRO:C	1:D:118:GLU:N[2_546]	0.76	1.44
1:B:331:THR:O	1:C:368:TYR:CE1[2_546]	0.76	1.44
1:B:24:GLU:N	1:D:316:SER:CA[2_546]	0.77	1.43
1:B:169:GLU:O	1:C:364:VAL:CA[2_546]	0.77	1.43
1:B:276:LEU:O	1:C:360:ARG:NH1[2_546]	0.77	1.43
1:A:111:LYS:NZ	1:A:241:TRP:CH2[2_556]	0.78	1.42
1:B:336:LEU:CB	1:C:369:GLN:CG[2_546]	0.78	1.42
1:B:27:ILE:N	1:D:180:TYR:CE1[2_546]	0.79	1.41
1:B:28:LEU:CB	1:D:180:TYR:N[2_546]	0.79	1.41
1:B:188:SER:C	1:D:41:TYR:CZ[2_546]	0.79	1.41
1:B:255:GLY:O	1:D:264:TYR:O[2_546]	0.79	1.41
1:B:309:TYR:CB	1:D:311:ASN:CA[2_546]	0.79	1.41
1:B:345:HIS:CE1	1:D:42:GLY:O[2_546]	0.79	1.41
1:B:27:ILE:N	1:D:180:TYR:CD1[2_546]	0.80	1.40
1:B:180:TYR:CB	1:D:33:TYR:O[2_546]	0.80	1.40

Continued on next page...

Continued from previous page...

Atom-1	Atom-2	Interatomic distance (Å)	Clash overlap (Å)
1:B:262:LYS:CE	1:D:315:TYR:CG[2_546]	0.80	1.40
1:B:311:ASN:C	1:D:266:PRO:CD[2_546]	0.80	1.40
1:B:24:GLU:CG	1:D:317:GLY:C[2_546]	0.81	1.39
1:B:181:THR:OG1	1:D:50:LEU:CD2[2_546]	0.81	1.39
1:B:264:TYR:CZ	1:D:258:HIS:CG[2_546]	0.81	1.39
1:B:300:ILE:CD1	1:D:258:HIS:N[2_546]	0.81	1.39
1:B:340:LEU:N	1:D:56:LEU:CD2[2_546]	0.81	1.39
1:B:24:GLU:CB	1:D:317:GLY:CA[2_546]	0.82	1.38
1:B:33:TYR:CE1	1:D:124:ILE:CB[2_546]	0.82	1.38
1:B:61:GLU:CG	1:D:118:GLU:OE2[2_546]	0.82	1.38
1:B:61:GLU:OE1	1:D:118:GLU:CG[2_546]	0.82	1.38
1:B:62:LEU:CD1	1:D:117:LYS:CE[2_546]	0.82	1.38
1:B:266:PRO:O	1:D:183:HIS:CB[2_546]	0.82	1.38
1:B:304:SER:CB	1:D:256:PHE:CB[2_546]	0.82	1.38
1:B:22:ASP:CB	1:D:320:PHE:CZ[2_546]	0.83	1.37
1:B:257:GLY:CA	1:D:264:TYR:CD2[2_546]	0.83	1.37
1:B:336:LEU:CB	1:C:369:GLN:CB[2_546]	0.83	1.37
1:B:177:LEU:CB	1:D:31:ARG:CB[2_546]	0.84	1.36
1:B:242:PHE:CD2	1:D:305:SER:C[2_546]	0.84	1.36
1:B:304:SER:CA	1:D:256:PHE:CG[2_546]	0.84	1.36
1:B:313:ASP:C	1:D:26:GLY:C[2_546]	0.84	1.36
1:B:340:LEU:CA	1:D:56:LEU:CD2[2_546]	0.84	1.36
1:B:345:HIS:CD2	1:D:42:GLY:CA[2_546]	0.84	1.36
1:B:23:GLY:O	1:D:316:SER:N[2_546]	0.85	1.35
1:B:30:TYR:CA	1:D:44:TYR:CD1[2_546]	0.85	1.35
1:B:34:ASN:CB	1:D:338:ARG:N[2_546]	0.85	1.35
1:B:302:GLN:OE1	1:D:302:GLN:O[2_546]	0.85	1.35
1:B:305:SER:CA	1:D:253:LEU:CG[2_546]	0.85	1.35
1:B:337:SER:CA	1:D:33:TYR:CG[2_546]	0.85	1.35
1:B:171:ASN:C	1:D:16:THR:O[2_546]	0.86	1.34
1:B:175:LYS:CA	1:D:18:LEU:CA[2_546]	0.86	1.34
1:B:303:PHE:O	1:D:256:PHE:CZ[2_546]	0.86	1.34
1:B:46:GLU:OE1	1:D:347:ILE:CD1[2_546]	0.87	1.33
1:B:120:ALA:CB	1:D:58:THR:CA[2_546]	0.87	1.33
1:B:169:GLU:O	1:C:364:VAL:CB[2_546]	0.87	1.33
1:B:171:ASN:C	1:D:16:THR:C[2_546]	0.87	1.33
1:B:174:ASP:N	1:D:17:ASN:CA[2_546]	0.87	1.33
1:B:177:LEU:CD2	1:D:31:ARG:O[2_546]	0.87	1.33
1:B:188:SER:CA	1:D:41:TYR:CZ[2_546]	0.87	1.33
1:B:263:THR:O	1:D:312:THR:CA[2_546]	0.87	1.33
1:B:316:SER:N	1:D:22:ASP:N[2_546]	0.87	1.33

Continued on next page...

Continued from previous page...

Atom-1	Atom-2	Interatomic distance (Å)	Clash overlap (Å)
1:B:337:SER:CA	1:D:33:TYR:CD1[2_546]	0.87	1.33
1:A:110:PHE:O	1:A:245:LYS:N[2_556]	0.88	1.32
1:B:21:ILE:N	1:D:176:ALA:N[2_546]	0.88	1.32
1:B:35:ILE:C	1:D:181:THR:O[2_546]	0.88	1.32
1:B:36:GLU:CG	1:D:338:ARG:CG[2_546]	0.88	1.32
1:B:269:LYS:N	1:D:183:HIS:CD2[2_546]	0.88	1.32
1:B:316:SER:O	1:D:20:PHE:CE2[2_546]	0.88	1.32
1:B:19:THR:C	1:D:174:ASP:O[2_546]	0.89	1.31
1:B:47:THR:CB	1:D:51:MET:N[2_546]	0.89	1.31
1:B:62:LEU:CG	1:D:117:LYS:CE[2_546]	0.89	1.31
1:B:169:GLU:C	1:C:364:VAL:CG1[2_546]	0.89	1.31
1:B:226:PHE:CG	1:D:25:LYS:CE[2_546]	0.89	1.31
1:B:263:THR:O	1:D:312:THR:N[2_546]	0.89	1.31
1:B:304:SER:N	1:D:256:PHE:CD2[2_546]	0.89	1.31
1:A:363:TYR:CA	1:D:170:ILE:O[2_546]	0.90	1.30
1:B:20:PHE:CE2	1:D:173:MET:CE[2_546]	0.90	1.30
1:B:46:GLU:N	1:D:52:LEU:C[2_546]	0.90	1.30
1:B:186:PRO:CD	1:D:40:ASN:CB[2_546]	0.90	1.30
1:B:263:THR:OG1	1:D:313:ASP:CB[2_546]	0.90	1.30
1:B:337:SER:C	1:D:33:TYR:CG[2_546]	0.90	1.30
1:B:341:GLY:C	1:D:46:GLU:OE2[2_546]	0.90	1.30
1:A:237:ARG:NH1	1:B:217:LEU:C[2_546]	0.91	1.29
1:A:364:VAL:CG1	1:D:170:ILE:CD1[2_546]	0.91	1.29
1:B:26:GLY:O	1:D:180:TYR:CE2[2_546]	0.91	1.29
1:B:47:THR:O	1:D:49:TYR:CA[2_546]	0.91	1.29
1:B:47:THR:N	1:D:52:LEU:N[2_546]	0.91	1.29
1:B:61:GLU:CD	1:D:118:GLU:OE2[2_546]	0.91	1.29
1:B:296:GLU:N	1:D:262:LYS:CD[2_546]	0.91	1.29
1:B:302:GLN:NE2	1:D:302:GLN:C[2_546]	0.91	1.29
1:A:368:TYR:OH	1:D:127:MET:CE[2_546]	0.92	1.28
1:B:26:GLY:CA	1:D:180:TYR:OH[2_546]	0.92	1.28
1:B:27:ILE:CD1	1:D:334:PHE:CA[2_546]	0.92	1.28
1:B:52:LEU:CG	1:D:57:PRO:CB[2_546]	0.92	1.28
1:B:181:THR:O	1:D:38:LEU:CD2[2_546]	0.92	1.28
1:B:303:PHE:C	1:D:256:PHE:CE2[2_546]	0.92	1.28
1:B:315:TYR:C	1:D:22:ASP:CA[2_546]	0.92	1.28
1:B:18:LEU:O	1:D:44:TYR:CA[2_546]	0.93	1.27
1:B:18:LEU:CB	1:D:43:SER:CB[2_546]	0.93	1.27
1:B:61:GLU:OE1	1:D:118:GLU:CD[2_546]	0.93	1.27
1:B:156:PHE:CD2	1:C:366:PRO:CG[2_546]	0.93	1.27
1:B:178:ILE:CG2	1:D:51:MET:SD[2_546]	0.93	1.27

Continued on next page...

Continued from previous page...

Atom-1	Atom-2	Interatomic distance (Å)	Clash overlap (Å)
1:B:256:PHE:CD2	1:D:309:TYR:CB[2_546]	0.93	1.27
1:B:300:ILE:C	1:D:308:ILE:CG2[2_546]	0.93	1.27
1:B:305:SER:CB	1:D:253:LEU:CD2[2_546]	0.93	1.27
1:B:314:PHE:C	1:D:22:ASP:O[2_546]	0.93	1.27
1:B:338:ARG:CZ	1:D:38:LEU:N[2_546]	0.93	1.27
1:B:20:PHE:C	1:D:177:LEU:N[2_546]	0.94	1.26
1:B:24:GLU:N	1:D:316:SER:C[2_546]	0.94	1.26
1:B:226:PHE:N	1:D:25:LYS:CG[2_546]	0.94	1.26
1:B:229:PHE:CZ	1:D:24:GLU:CA[2_546]	0.94	1.26
1:B:302:GLN:CB	1:D:303:PHE:CA[2_546]	0.94	1.26
1:B:45:GLU:C	1:D:53:TYR:CA[2_546]	0.95	1.25
1:B:186:PRO:CB	1:D:40:ASN:CG[2_546]	0.95	1.25
1:B:229:PHE:CZ	1:D:24:GLU:CB[2_546]	0.95	1.25
1:B:268:ALA:C	1:D:183:HIS:NE2[2_546]	0.95	1.25
1:B:17:ASN:ND2	1:D:150:ASP:C[2_546]	0.96	1.24
1:B:18:LEU:O	1:D:44:TYR:CB[2_546]	0.96	1.24
1:B:47:THR:C	1:D:49:TYR:C[2_546]	0.96	1.24
1:B:305:SER:CA	1:D:253:LEU:CD2[2_546]	0.96	1.24
1:B:333:LEU:CA	1:C:368:TYR:C[2_546]	0.96	1.24
1:B:345:HIS:NE2	1:D:42:GLY:O[2_546]	0.96	1.24
1:B:24:GLU:CA	1:D:316:SER:C[2_546]	0.97	1.23
1:B:117:LYS:O	1:D:58:THR:OG1[2_546]	0.97	1.23
1:B:174:ASP:C	1:D:17:ASN:C[2_546]	0.97	1.23
1:B:271:PHE:CB	1:D:21:ILE:CG1[2_546]	0.97	1.23
1:B:273:LYS:CE	1:D:185:VAL:CG2[2_546]	0.97	1.23
1:B:302:GLN:CG	1:D:303:PHE:CA[2_546]	0.97	1.23
1:B:315:TYR:CA	1:D:22:ASP:C[2_546]	0.97	1.23
1:A:367:GLU:O	1:D:336:LEU:CD2[2_546]	0.98	1.22
1:B:21:ILE:N	1:D:176:ALA:CA[2_546]	0.98	1.22
1:B:44:TYR:CE1	1:D:50:LEU:CD1[2_546]	0.98	1.22
1:B:47:THR:OG1	1:D:51:MET:CA[2_546]	0.98	1.22
1:B:184:GLU:OE2	1:D:270:ILE:CG2[2_546]	0.98	1.22
1:B:262:LYS:CG	1:D:315:TYR:CA[2_546]	0.98	1.22
1:B:267:ARG:CG	1:D:28:LEU:CD2[2_546]	0.98	1.22
1:B:299:GLY:O	1:D:308:ILE:O[2_546]	0.98	1.22
1:B:26:GLY:CA	1:D:180:TYR:CZ[2_546]	0.99	1.21
1:B:28:LEU:N	1:D:180:TYR:CB[2_546]	0.99	1.21
1:B:46:GLU:C	1:D:52:LEU:CB[2_546]	0.99	1.21
1:B:178:ILE:CB	1:D:51:MET:SD[2_546]	0.99	1.21
1:B:336:LEU:CG	1:C:369:GLN:CG[2_546]	0.99	1.21
1:B:34:ASN:CA	1:D:337:SER:O[2_546]	1.00	1.20

Continued on next page...

Continued from previous page...

Atom-1	Atom-2	Interatomic distance (Å)	Clash overlap (Å)
1:B:59:LYS:CB	1:D:114:GLU:C[2_546]	1.00	1.20
1:B:270:ILE:CA	1:D:184:GLU:N[2_546]	1.00	1.20
1:B:296:GLU:CB	1:D:262:LYS:NZ[2_546]	1.00	1.20
1:B:320:PHE:CA	1:C:367:GLU:OE1[2_546]	1.00	1.20
1:A:111:LYS:CA	1:A:245:LYS:CG[2_556]	1.01	1.19
1:B:21:ILE:CG1	1:D:175:LYS:O[2_546]	1.01	1.19
1:B:33:TYR:CZ	1:D:124:ILE:CB[2_546]	1.01	1.19
1:B:36:GLU:CB	1:D:338:ARG:CD[2_546]	1.01	1.19
1:B:43:SER:O	1:D:51:MET:O[2_546]	1.01	1.19
1:B:45:GLU:O	1:D:53:TYR:CA[2_546]	1.01	1.19
1:B:50:LEU:O	1:D:65:LEU:CD2[2_546]	1.01	1.19
1:B:55:LYS:C	1:D:121:ILE:CB[2_546]	1.01	1.19
1:B:57:PRO:O	1:D:118:GLU:N[2_546]	1.01	1.19
1:B:175:LYS:O	1:D:18:LEU:C[2_546]	1.01	1.19
1:B:180:TYR:CE2	1:D:28:LEU:O[2_546]	1.01	1.19
1:B:183:HIS:CE1	1:D:179:LEU:CD2[2_546]	1.01	1.19
1:B:268:ALA:N	1:D:183:HIS:CE1[2_546]	1.01	1.19
1:B:313:ASP:C	1:D:27:ILE:N[2_546]	1.01	1.19
1:B:315:TYR:O	1:D:21:ILE:O[2_546]	1.01	1.19
1:B:315:TYR:N	1:D:22:ASP:O[2_546]	1.01	1.19
1:B:333:LEU:N	1:C:368:TYR:CG[2_546]	1.01	1.19
1:B:57:PRO:CA	1:D:118:GLU:N[2_546]	1.02	1.18
1:B:59:LYS:CD	1:D:113:LYS:O[2_546]	1.02	1.18
1:B:186:PRO:CD	1:D:40:ASN:CA[2_546]	1.02	1.18
1:B:226:PHE:CB	1:D:25:LYS:CE[2_546]	1.02	1.18
1:B:262:LYS:O	1:D:314:PHE:CA[2_546]	1.02	1.18
1:B:271:PHE:CB	1:D:21:ILE:CB[2_546]	1.02	1.18
1:B:19:THR:O	1:D:174:ASP:C[2_546]	1.03	1.17
1:B:55:LYS:O	1:D:121:ILE:CG1[2_546]	1.03	1.17
1:B:189:THR:CA	1:D:41:TYR:CD2[2_546]	1.03	1.17
1:B:242:PHE:CD1	1:D:305:SER:O[2_546]	1.03	1.17
1:B:300:ILE:CG1	1:D:257:GLY:CA[2_546]	1.03	1.17
1:B:308:ILE:CA	1:D:310:PRO:CG[2_546]	1.03	1.17
1:B:338:ARG:O	1:C:371:TYR:CE1[2_546]	1.03	1.17
1:B:30:TYR:N	1:D:44:TYR:CD1[2_546]	1.04	1.16
1:B:261:TYR:OH	1:D:179:LEU:CB[2_546]	1.04	1.16
1:B:268:ALA:CA	1:D:183:HIS:CE1[2_546]	1.04	1.16
1:B:274:LEU:CD1	1:D:19:THR:O[2_546]	1.04	1.16
1:B:309:TYR:CA	1:D:310:PRO:O[2_546]	1.04	1.16
1:B:20:PHE:N	1:D:174:ASP:O[2_546]	1.05	1.15
1:B:22:ASP:CG	1:D:320:PHE:CE1[2_546]	1.05	1.15

Continued on next page...

Continued from previous page...

Atom-1	Atom-2	Interatomic distance (Å)	Clash overlap (Å)
1:B:47:THR:N	1:D:52:LEU:CA[2_546]	1.05	1.15
1:B:53:TYR:CA	1:D:65:LEU:N[2_546]	1.05	1.15
1:B:58:THR:C	1:D:115:ASN:ND2[2_546]	1.05	1.15
1:B:256:PHE:CA	1:D:264:TYR:N[2_546]	1.05	1.15
1:B:262:LYS:CB	1:D:314:PHE:C[2_546]	1.05	1.15
1:B:264:TYR:CZ	1:D:258:HIS:ND1[2_546]	1.05	1.15
1:B:308:ILE:O	1:D:310:PRO:N[2_546]	1.05	1.15
1:B:333:LEU:CB	1:C:368:TYR:N[2_546]	1.05	1.15
1:B:156:PHE:CE2	1:C:366:PRO:CG[2_546]	1.06	1.14
1:B:173:MET:CB	1:C:364:VAL:O[2_546]	1.06	1.14
1:B:189:THR:CG2	1:D:41:TYR:CA[2_546]	1.06	1.14
1:B:262:LYS:C	1:D:314:PHE:N[2_546]	1.06	1.14
1:B:265:ASP:O	1:D:267:ARG:CZ[2_546]	1.06	1.14
1:B:268:ALA:CB	1:D:261:TYR:CE1[2_546]	1.06	1.14
1:B:315:TYR:N	1:D:22:ASP:C[2_546]	1.06	1.14
1:A:110:PHE:CB	1:A:249:GLN:OE1[2_556]	1.07	1.13
1:A:363:TYR:N	1:D:170:ILE:O[2_546]	1.07	1.13
1:B:21:ILE:C	1:D:176:ALA:CB[2_546]	1.07	1.13
1:B:37:ASP:O	1:D:342:TRP:C[2_546]	1.07	1.13
1:B:45:GLU:CA	1:D:53:TYR:C[2_546]	1.07	1.13
1:B:48:ILE:CG2	1:D:49:TYR:CE2[2_546]	1.07	1.13
1:B:260:VAL:CA	1:D:271:PHE:CA[2_546]	1.07	1.13
1:A:363:TYR:CB	1:D:170:ILE:O[2_546]	1.08	1.12
1:B:24:GLU:CG	1:D:318:ILE:N[2_546]	1.08	1.12
1:B:57:PRO:CG	1:D:117:LYS:CB[2_546]	1.08	1.12
1:B:270:ILE:CD1	1:D:183:HIS:N[2_546]	1.08	1.12
1:B:271:PHE:CD2	1:D:20:PHE:O[2_546]	1.08	1.12
1:B:311:ASN:CB	1:D:265:ASP:C[2_546]	1.08	1.12
1:B:314:PHE:CZ	1:D:262:LYS:CB[2_546]	1.08	1.12
1:A:107:ASP:O	1:A:248:ASN:CG[2_556]	1.09	1.11
1:A:367:GLU:CB	1:D:156:PHE:CE1[2_546]	1.09	1.11
1:B:28:LEU:CD2	1:D:178:ILE:O[2_546]	1.09	1.11
1:B:30:TYR:CE1	1:D:47:THR:CG2[2_546]	1.09	1.11
1:B:35:ILE:CA	1:D:181:THR:O[2_546]	1.09	1.11
1:B:56:LEU:CG	1:D:120:ALA:C[2_546]	1.09	1.11
1:B:256:PHE:N	1:D:264:TYR:N[2_546]	1.09	1.11
1:B:263:THR:CA	1:D:313:ASP:N[2_546]	1.09	1.11
1:B:264:TYR:CE1	1:D:258:HIS:ND1[2_546]	1.09	1.11
1:B:271:PHE:CE2	1:D:20:PHE:C[2_546]	1.09	1.11
1:B:298:LEU:CB	1:D:306:LYS:O[2_546]	1.09	1.11
1:B:313:ASP:CA	1:D:26:GLY:C[2_546]	1.09	1.11

Continued on next page...

Continued from previous page...

Atom-1	Atom-2	Interatomic distance (Å)	Clash overlap (Å)
1:B:334:PHE:CD1	1:D:34:ASN:CA[2_546]	1.09	1.11
1:A:108:LYS:CA	1:A:248:ASN:CB[2_556]	1.10	1.10
1:A:279:ILE:CD1	1:B:249:GLN:NE2[2_546]	1.10	1.10
1:A:367:GLU:CG	1:D:156:PHE:CE1[2_546]	1.10	1.10
1:B:34:ASN:CA	1:D:337:SER:C[2_546]	1.10	1.10
1:B:46:GLU:O	1:D:52:LEU:CB[2_546]	1.10	1.10
1:B:48:ILE:O	1:D:49:TYR:CD1[2_546]	1.10	1.10
1:B:55:LYS:O	1:D:121:ILE:CD1[2_546]	1.10	1.10
1:B:177:LEU:CA	1:D:31:ARG:N[2_546]	1.10	1.10
1:B:186:PRO:CA	1:D:40:ASN:CG[2_546]	1.10	1.10
1:B:266:PRO:CA	1:D:267:ARG:NH1[2_546]	1.10	1.10
1:B:269:LYS:CA	1:D:183:HIS:CD2[2_546]	1.10	1.10
1:B:298:LEU:CA	1:D:306:LYS:O[2_546]	1.10	1.10
1:B:299:GLY:O	1:D:308:ILE:C[2_546]	1.10	1.10
1:B:302:GLN:CD	1:D:303:PHE:N[2_546]	1.10	1.10
1:B:308:ILE:C	1:D:310:PRO:N[2_546]	1.10	1.10
1:B:320:PHE:CE1	1:D:29:ARG:NH1[2_546]	1.10	1.10
1:A:236:ASN:ND2	1:B:254:MET:CE[2_546]	1.11	1.09
1:B:41:TYR:CA	1:D:346:ILE:N[2_546]	1.11	1.09
1:B:55:LYS:C	1:D:121:ILE:CG1[2_546]	1.11	1.09
1:B:58:THR:C	1:D:115:ASN:CG[2_546]	1.11	1.09
1:B:260:VAL:CA	1:D:271:PHE:C[2_546]	1.11	1.09
1:B:304:SER:N	1:D:256:PHE:CG[2_546]	1.11	1.09
1:A:111:LYS:C	1:A:245:LYS:CD[2_556]	1.12	1.08
1:A:362:LEU:CB	1:D:167:THR:O[2_546]	1.12	1.08
1:A:367:GLU:CB	1:D:156:PHE:CG[2_546]	1.12	1.08
1:B:24:GLU:CB	1:D:317:GLY:N[2_546]	1.12	1.08
1:B:36:GLU:CG	1:D:338:ARG:CD[2_546]	1.12	1.08
1:B:42:GLY:N	1:D:344:ALA:C[2_546]	1.12	1.08
1:B:117:LYS:CB	1:D:60:LYS:C[2_546]	1.12	1.08
1:B:172:ALA:O	1:C:363:TYR:CE1[2_546]	1.12	1.08
1:B:183:HIS:CA	1:D:39:VAL:CG1[2_546]	1.12	1.08
1:B:222:ALA:CA	1:D:27:ILE:CD1[2_546]	1.12	1.08
1:B:257:GLY:CA	1:D:264:TYR:CE2[2_546]	1.12	1.08
1:B:260:VAL:CB	1:D:271:PHE:CA[2_546]	1.12	1.08
1:B:267:ARG:NH1	1:D:35:ILE:CB[2_546]	1.12	1.08
1:B:299:GLY:N	1:D:308:ILE:N[2_546]	1.12	1.08
1:A:109:ASN:CB	1:A:250:LYS:N[2_556]	1.13	1.07
1:A:368:TYR:O	1:D:127:MET:C[2_546]	1.13	1.07
1:B:44:TYR:CB	1:D:31:ARG:NE[2_546]	1.13	1.07
1:B:183:HIS:C	1:D:39:VAL:CG1[2_546]	1.13	1.07

Continued on next page...

Continued from previous page...

Atom-1	Atom-2	Interatomic distance (Å)	Clash overlap (Å)
1:B:226:PHE:CA	1:D:25:LYS:CG[2_546]	1.13	1.07
1:B:267:ARG:C	1:D:183:HIS:ND1[2_546]	1.13	1.07
1:B:267:ARG:NH1	1:D:35:ILE:CG2[2_546]	1.13	1.07
1:B:337:SER:OG	1:D:30:TYR:O[2_546]	1.13	1.07
1:A:360:ARG:NH1	1:D:277:THR:OG1[2_546]	1.14	1.06
1:B:18:LEU:C	1:D:44:TYR:N[2_546]	1.14	1.06
1:B:35:ILE:CG2	1:D:181:THR:CB[2_546]	1.14	1.06
1:B:37:ASP:OD2	1:D:339:THR:CA[2_546]	1.14	1.06
1:B:37:ASP:CA	1:D:342:TRP:N[2_546]	1.14	1.06
1:B:40:ASN:ND2	1:D:189:THR:OG1[2_546]	1.14	1.06
1:B:120:ALA:CB	1:D:58:THR:N[2_546]	1.14	1.06
1:B:175:LYS:N	1:D:17:ASN:C[2_546]	1.14	1.06
1:B:184:GLU:O	1:D:39:VAL:C[2_546]	1.14	1.06
1:B:257:GLY:C	1:D:264:TYR:CD2[2_546]	1.14	1.06
1:B:299:GLY:C	1:D:308:ILE:CB[2_546]	1.14	1.06
1:B:336:LEU:C	1:D:33:TYR:CE2[2_546]	1.14	1.06
1:A:109:ASN:N	1:A:249:GLN:N[2_556]	1.15	1.05
1:A:279:ILE:CD1	1:B:249:GLN:CD[2_546]	1.15	1.05
1:B:48:ILE:CA	1:D:49:TYR:O[2_546]	1.15	1.05
1:B:172:ALA:N	1:D:16:THR:O[2_546]	1.15	1.05
1:B:184:GLU:C	1:D:39:VAL:O[2_546]	1.15	1.05
1:B:331:THR:O	1:C:368:TYR:CZ[2_546]	1.15	1.05
1:A:368:TYR:O	1:D:128:ALA:N[2_546]	1.16	1.04
1:B:22:ASP:CB	1:D:320:PHE:CE2[2_546]	1.16	1.04
1:B:39:VAL:O	1:D:345:HIS:CG[2_546]	1.16	1.04
1:B:44:TYR:CA	1:D:31:ARG:NH2[2_546]	1.16	1.04
1:B:59:LYS:CD	1:D:113:LYS:C[2_546]	1.16	1.04
1:B:121:ILE:CD1	1:D:61:GLU:OE2[2_546]	1.16	1.04
1:B:168:ASP:N	1:D:15:VAL:CG1[2_546]	1.16	1.04
1:B:260:VAL:C	1:D:271:PHE:CB[2_546]	1.16	1.04
1:B:261:TYR:CD1	1:D:267:ARG:O[2_546]	1.16	1.04
1:B:263:THR:OG1	1:D:313:ASP:CG[2_546]	1.16	1.04
1:B:302:GLN:CD	1:D:302:GLN:C[2_546]	1.16	1.04
1:B:38:LEU:CA	1:D:340:LEU:O[2_546]	1.17	1.03
1:B:186:PRO:CG	1:D:40:ASN:CB[2_546]	1.17	1.03
1:B:257:GLY:N	1:D:264:TYR:CG[2_546]	1.17	1.03
1:B:265:ASP:O	1:D:267:ARG:NH2[2_546]	1.17	1.03
1:B:320:PHE:CD1	1:D:29:ARG:NH1[2_546]	1.17	1.03
1:B:336:LEU:CD1	1:C:369:GLN:NE2[2_546]	1.17	1.03
1:B:336:LEU:O	1:D:33:TYR:CE2[2_546]	1.17	1.03
1:A:366:PRO:N	1:D:152:PHE:O[2_546]	1.18	1.02

Continued on next page...

Continued from previous page...

Atom-1	Atom-2	Interatomic distance (Å)	Clash overlap (Å)
1:B:17:ASN:OD1	1:D:151:SER:CA[2_546]	1.18	1.02
1:B:37:ASP:C	1:D:342:TRP:N[2_546]	1.18	1.02
1:B:38:LEU:O	1:D:344:ALA:CB[2_546]	1.18	1.02
1:B:183:HIS:C	1:D:39:VAL:CA[2_546]	1.18	1.02
1:B:258:HIS:CA	1:D:269:LYS:N[2_546]	1.18	1.02
1:B:268:ALA:N	1:D:183:HIS:ND1[2_546]	1.18	1.02
1:B:268:ALA:C	1:D:183:HIS:CE1[2_546]	1.18	1.02
1:B:332:ALA:N	1:C:368:TYR:CE2[2_546]	1.18	1.02
1:B:336:LEU:CG	1:C:369:GLN:OE1[2_546]	1.18	1.02
1:A:364:VAL:CA	1:D:154:LYS:N[2_546]	1.19	1.01
1:B:26:GLY:C	1:D:180:TYR:CE1[2_546]	1.19	1.01
1:B:31:ARG:N	1:D:44:TYR:CD2[2_546]	1.19	1.01
1:B:179:LEU:C	1:D:30:TYR:CG[2_546]	1.19	1.01
1:B:179:LEU:C	1:D:30:TYR:CD2[2_546]	1.19	1.01
1:B:183:HIS:CE1	1:D:179:LEU:CG[2_546]	1.19	1.01
1:B:242:PHE:CE1	1:D:304:SER:O[2_546]	1.19	1.01
1:B:262:LYS:O	1:D:314:PHE:CB[2_546]	1.19	1.01
1:B:262:LYS:O	1:D:314:PHE:N[2_546]	1.19	1.01
1:B:265:ASP:C	1:D:267:ARG:NE[2_546]	1.19	1.01
1:B:309:TYR:CG	1:D:311:ASN:N[2_546]	1.19	1.01
1:B:316:SER:OG	1:D:27:ILE:CG2[2_546]	1.19	1.01
1:B:316:SER:O	1:D:20:PHE:CZ[2_546]	1.19	1.01
1:B:333:LEU:CA	1:C:368:TYR:CA[2_546]	1.19	1.01
1:B:340:LEU:N	1:D:56:LEU:CG[2_546]	1.19	1.01
1:A:361:ALA:C	1:D:171:ASN:CB[2_546]	1.20	1.00
1:B:30:TYR:CA	1:D:44:TYR:CE1[2_546]	1.20	1.00
1:B:112:TRP:CH2	1:D:59:LYS:NZ[2_546]	1.20	1.00
1:B:178:ILE:CG2	1:D:51:MET:CE[2_546]	1.20	1.00
1:B:265:ASP:CG	1:D:267:ARG:CD[2_546]	1.20	1.00
1:B:342:TRP:CA	1:C:371:TYR:OH[2_546]	1.20	1.00
1:A:109:ASN:CG	1:A:250:LYS:N[2_556]	1.21	0.99
1:A:110:PHE:CG	1:A:249:GLN:OE1[2_556]	1.21	0.99
1:A:110:PHE:N	1:A:244:ASP:O[2_556]	1.21	0.99
1:A:367:GLU:CA	1:D:156:PHE:CG[2_546]	1.21	0.99
1:B:17:ASN:ND2	1:D:151:SER:N[2_546]	1.21	0.99
1:B:38:LEU:CG	1:D:340:LEU:CG[2_546]	1.21	0.99
1:B:52:LEU:O	1:D:62:LEU:C[2_546]	1.21	0.99
1:B:188:SER:O	1:D:41:TYR:CE2[2_546]	1.21	0.99
1:B:189:THR:N	1:D:41:TYR:CE2[2_546]	1.21	0.99
1:B:256:PHE:C	1:D:264:TYR:CA[2_546]	1.21	0.99
1:B:258:HIS:CD2	1:D:270:ILE:N[2_546]	1.21	0.99

Continued on next page...

Continued from previous page...

Atom-1	Atom-2	Interatomic distance (Å)	Clash overlap (Å)
1:B:299:GLY:CA	1:D:308:ILE:CA[2_546]	1.21	0.99
1:B:309:TYR:CD2	1:D:311:ASN:ND2[2_546]	1.21	0.99
1:B:314:PHE:N	1:D:26:GLY:CA[2_546]	1.21	0.99
1:A:365:GLY:CA	1:D:152:PHE:C[2_546]	1.22	0.98
1:B:46:GLU:C	1:D:52:LEU:CA[2_546]	1.22	0.98
1:B:117:LYS:N	1:D:60:LYS:N[2_546]	1.22	0.98
1:B:172:ALA:CB	1:C:363:TYR:C[2_546]	1.22	0.98
1:B:175:LYS:C	1:D:18:LEU:O[2_546]	1.22	0.98
1:B:206:LEU:CG	1:C:372:VAL:CG1[2_546]	1.22	0.98
1:B:225:ALA:CB	1:D:25:LYS:C[2_546]	1.22	0.98
1:B:247:VAL:CG2	1:D:305:SER:OG[2_546]	1.22	0.98
1:B:259:ARG:O	1:D:272:LYS:C[2_546]	1.22	0.98
1:B:265:ASP:C	1:D:267:ARG:NH2[2_546]	1.22	0.98
1:B:309:TYR:CE2	1:D:311:ASN:ND2[2_546]	1.22	0.98
1:B:313:ASP:CA	1:D:27:ILE:N[2_546]	1.22	0.98
1:B:337:SER:CB	1:D:33:TYR:N[2_546]	1.22	0.98
1:B:20:PHE:CD1	1:D:173:MET:CA[2_546]	1.23	0.97
1:B:49:TYR:CG	1:D:53:TYR:OH[2_546]	1.23	0.97
1:B:117:LYS:CD	1:D:60:LYS:O[2_546]	1.23	0.97
1:B:117:LYS:CG	1:D:60:LYS:C[2_546]	1.23	0.97
1:B:120:ALA:CA	1:D:58:THR:CG2[2_546]	1.23	0.97
1:B:180:TYR:CD1	1:D:29:ARG:CB[2_546]	1.23	0.97
1:B:260:VAL:CB	1:D:271:PHE:N[2_546]	1.23	0.97
1:B:263:THR:CB	1:D:313:ASP:N[2_546]	1.23	0.97
1:B:302:GLN:CB	1:D:303:PHE:C[2_546]	1.23	0.97
1:B:309:TYR:CE1	1:D:255:GLY:C[2_546]	1.23	0.97
1:B:331:THR:C	1:C:368:TYR:CZ[2_546]	1.23	0.97
1:B:333:LEU:N	1:C:368:TYR:CD2[2_546]	1.23	0.97
1:B:338:ARG:NE	1:D:38:LEU:N[2_546]	1.23	0.97
1:A:369:GLN:O	1:D:127:MET:CB[2_546]	1.24	0.96
1:B:20:PHE:O	1:D:176:ALA:C[2_546]	1.24	0.96
1:B:28:LEU:CG	1:D:178:ILE:O[2_546]	1.24	0.96
1:B:28:LEU:CG	1:D:178:ILE:C[2_546]	1.24	0.96
1:B:30:TYR:CZ	1:D:47:THR:CG2[2_546]	1.24	0.96
1:B:34:ASN:CB	1:D:338:ARG:CA[2_546]	1.24	0.96
1:B:41:TYR:CD2	1:D:346:ILE:CG2[2_546]	1.24	0.96
1:B:342:TRP:CZ3	1:C:371:TYR:C[2_546]	1.24	0.96
1:A:109:ASN:OD1	1:A:250:LYS:C[2_556]	1.25	0.95
1:B:19:THR:O	1:D:174:ASP:CA[2_546]	1.25	0.95
1:B:22:ASP:OD2	1:D:320:PHE:CD1[2_546]	1.25	0.95
1:B:35:ILE:CG1	1:D:181:THR:C[2_546]	1.25	0.95

Continued on next page...

Continued from previous page...

Atom-1	Atom-2	Interatomic distance (Å)	Clash overlap (Å)
1:B:183:HIS:O	1:D:39:VAL:CA[2_546]	1.25	0.95
1:B:258:HIS:CA	1:D:269:LYS:CA[2_546]	1.25	0.95
1:B:271:PHE:CD2	1:D:21:ILE:N[2_546]	1.25	0.95
1:B:271:PHE:CA	1:D:21:ILE:CG1[2_546]	1.25	0.95
1:B:302:GLN:CG	1:D:303:PHE:C[2_546]	1.25	0.95
1:B:306:LYS:NZ	1:D:297:GLU:O[2_546]	1.25	0.95
1:B:314:PHE:CD2	1:D:23:GLY:O[2_546]	1.25	0.95
1:B:315:TYR:OH	1:D:260:VAL:O[2_546]	1.25	0.95
1:A:360:ARG:NE	1:D:277:THR:OG1[2_546]	1.26	0.94
1:A:363:TYR:CD2	1:D:153:ALA:CB[2_546]	1.26	0.94
1:A:364:VAL:O	1:D:153:ALA:CA[2_546]	1.26	0.94
1:B:24:GLU:OE1	1:D:317:GLY:O[2_546]	1.26	0.94
1:B:33:TYR:OH	1:D:124:ILE:N[2_546]	1.26	0.94
1:B:45:GLU:C	1:D:53:TYR:N[2_546]	1.26	0.94
1:B:45:GLU:O	1:D:53:TYR:N[2_546]	1.26	0.94
1:B:47:THR:CB	1:D:51:MET:CA[2_546]	1.26	0.94
1:B:51:MET:CG	1:D:46:GLU:C[2_546]	1.26	0.94
1:B:179:LEU:CA	1:D:30:TYR:CG[2_546]	1.26	0.94
1:B:258:HIS:CB	1:D:268:ALA:C[2_546]	1.26	0.94
1:B:302:GLN:CA	1:D:303:PHE:CG[2_546]	1.26	0.94
1:B:309:TYR:CZ	1:D:255:GLY:C[2_546]	1.26	0.94
1:B:333:LEU:CA	1:C:369:GLN:N[2_546]	1.26	0.94
1:A:108:LYS:C	1:A:248:ASN:N[2_556]	1.27	0.93
1:A:111:LYS:CE	1:A:241:TRP:CZ3[2_556]	1.27	0.93
1:B:27:ILE:CD1	1:D:334:PHE:CB[2_546]	1.27	0.93
1:B:35:ILE:CG2	1:D:181:THR:CG2[2_546]	1.27	0.93
1:B:39:VAL:CG1	1:D:182:ASP:OD2[2_546]	1.27	0.93
1:B:47:THR:OG1	1:D:51:MET:CB[2_546]	1.27	0.93
1:B:175:LYS:CA	1:D:18:LEU:C[2_546]	1.27	0.93
1:B:178:ILE:CD1	1:D:18:LEU:CD2[2_546]	1.27	0.93
1:B:263:THR:CB	1:D:313:ASP:CB[2_546]	1.27	0.93
1:B:270:ILE:CG1	1:D:183:HIS:C[2_546]	1.27	0.93
1:B:310:PRO:O	1:D:265:ASP:CB[2_546]	1.27	0.93
1:B:47:THR:O	1:D:49:TYR:C[2_546]	1.28	0.92
1:B:48:ILE:C	1:D:49:TYR:CG[2_546]	1.28	0.92
1:B:57:PRO:N	1:D:117:LYS:C[2_546]	1.28	0.92
1:B:59:LYS:N	1:D:115:ASN:CB[2_546]	1.28	0.92
1:B:189:THR:CB	1:D:41:TYR:CA[2_546]	1.28	0.92
1:B:242:PHE:CG	1:D:305:SER:C[2_546]	1.28	0.92
1:B:259:ARG:N	1:D:269:LYS:O[2_546]	1.28	0.92
1:B:262:LYS:CB	1:D:315:TYR:CA[2_546]	1.28	0.92

Continued on next page...

Continued from previous page...

Atom-1	Atom-2	Interatomic distance (Å)	Clash overlap (Å)
1:B:299:GLY:C	1:D:308:ILE:C[2_546]	1.28	0.92
1:A:365:GLY:CA	1:D:152:PHE:O[2_546]	1.29	0.91
1:A:367:GLU:N	1:D:156:PHE:CB[2_546]	1.29	0.91
1:B:20:PHE:CZ	1:D:173:MET:CE[2_546]	1.29	0.91
1:B:38:LEU:CD1	1:D:340:LEU:CG[2_546]	1.29	0.91
1:B:55:LYS:CG	1:D:68:LYS:CG[2_546]	1.29	0.91
1:B:189:THR:N	1:D:41:TYR:CD2[2_546]	1.29	0.91
1:B:242:PHE:CD2	1:D:306:LYS:N[2_546]	1.29	0.91
1:B:256:PHE:CD1	1:D:263:THR:C[2_546]	1.29	0.91
1:B:262:LYS:CD	1:D:315:TYR:CD2[2_546]	1.29	0.91
1:B:271:PHE:N	1:D:21:ILE:CD1[2_546]	1.29	0.91
1:B:309:TYR:CB	1:D:311:ASN:N[2_546]	1.29	0.91
1:B:336:LEU:N	1:C:369:GLN:C[2_546]	1.29	0.91
1:A:368:TYR:CZ	1:D:127:MET:CE[2_546]	1.30	0.90
1:B:17:ASN:OD1	1:D:151:SER:O[2_546]	1.30	0.90
1:B:30:TYR:CD1	1:D:47:THR:CG2[2_546]	1.30	0.90
1:B:33:TYR:O	1:D:44:TYR:OH[2_546]	1.30	0.90
1:B:56:LEU:N	1:D:121:ILE:CA[2_546]	1.30	0.90
1:B:56:LEU:CB	1:D:120:ALA:C[2_546]	1.30	0.90
1:B:177:LEU:CB	1:D:31:ARG:CA[2_546]	1.30	0.90
1:B:177:LEU:N	1:D:31:ARG:N[2_546]	1.30	0.90
1:B:183:HIS:O	1:D:39:VAL:CB[2_546]	1.30	0.90
1:B:184:GLU:N	1:D:39:VAL:CB[2_546]	1.30	0.90
1:B:298:LEU:CB	1:D:306:LYS:C[2_546]	1.30	0.90
1:B:303:PHE:O	1:D:256:PHE:CE2[2_546]	1.30	0.90
1:B:309:TYR:N	1:D:310:PRO:O[2_546]	1.30	0.90
1:B:309:TYR:OH	1:D:255:GLY:C[2_546]	1.30	0.90
1:B:311:ASN:N	1:D:265:ASP:CA[2_546]	1.30	0.90
1:B:311:ASN:CA	1:D:266:PRO:N[2_546]	1.30	0.90
1:B:320:PHE:CE2	1:C:367:GLU:O[2_546]	1.30	0.90
1:B:44:TYR:CB	1:D:31:ARG:CZ[2_546]	1.31	0.89
1:B:49:TYR:CB	1:D:53:TYR:CZ[2_546]	1.31	0.89
1:B:49:TYR:CD1	1:D:53:TYR:OH[2_546]	1.31	0.89
1:B:51:MET:CG	1:D:46:GLU:O[2_546]	1.31	0.89
1:B:57:PRO:N	1:D:117:LYS:O[2_546]	1.31	0.89
1:B:117:LYS:CE	1:D:60:LYS:O[2_546]	1.31	0.89
1:B:170:ILE:C	1:C:364:VAL:CG2[2_546]	1.31	0.89
1:B:174:ASP:C	1:D:18:LEU:N[2_546]	1.31	0.89
1:B:264:TYR:CE1	1:D:258:HIS:CG[2_546]	1.31	0.89
1:B:271:PHE:CE2	1:D:20:PHE:O[2_546]	1.31	0.89
1:B:302:GLN:N	1:D:303:PHE:CB[2_546]	1.31	0.89

Continued on next page...

Continued from previous page...

Atom-1	Atom-2	Interatomic distance (Å)	Clash overlap (Å)
1:B:303:PHE:CA	1:D:256:PHE:CE2[2_546]	1.31	0.89
1:B:332:ALA:CA	1:C:368:TYR:CD2[2_546]	1.31	0.89
1:B:340:LEU:CD2	1:D:50:LEU:CB[2_546]	1.31	0.89
1:B:24:GLU:CD	1:D:317:GLY:C[2_546]	1.32	0.88
1:B:28:LEU:CD1	1:D:179:LEU:N[2_546]	1.32	0.88
1:B:29:ARG:N	1:D:177:LEU:O[2_546]	1.32	0.88
1:B:44:TYR:N	1:D:31:ARG:CZ[2_546]	1.32	0.88
1:B:49:TYR:N	1:D:53:TYR:CD1[2_546]	1.32	0.88
1:B:50:LEU:CB	1:D:48:ILE:CG2[2_546]	1.32	0.88
1:B:51:MET:CE	1:D:47:THR:N[2_546]	1.32	0.88
1:B:171:ASN:O	1:D:16:THR:O[2_546]	1.32	0.88
1:B:262:LYS:NZ	1:D:315:TYR:CD1[2_546]	1.32	0.88
1:B:296:GLU:OE2	1:D:258:HIS:C[2_546]	1.32	0.88
1:B:309:TYR:N	1:D:310:PRO:CA[2_546]	1.32	0.88
1:B:309:TYR:CA	1:D:310:PRO:C[2_546]	1.32	0.88
1:B:309:TYR:CZ	1:D:255:GLY:O[2_546]	1.32	0.88
1:B:320:PHE:CA	1:C:367:GLU:CD[2_546]	1.32	0.88
1:B:331:THR:O	1:C:368:TYR:OH[2_546]	1.32	0.88
1:B:339:THR:CA	1:D:56:LEU:CD1[2_546]	1.32	0.88
1:A:369:GLN:C	1:D:127:MET:CB[2_546]	1.33	0.87
1:B:29:ARG:N	1:D:177:LEU:C[2_546]	1.33	0.87
1:B:35:ILE:O	1:D:341:GLY:CA[2_546]	1.33	0.87
1:B:39:VAL:C	1:D:345:HIS:CG[2_546]	1.33	0.87
1:B:43:SER:C	1:D:31:ARG:NH2[2_546]	1.33	0.87
1:B:53:TYR:O	1:D:65:LEU:CA[2_546]	1.33	0.87
1:B:53:TYR:O	1:D:65:LEU:C[2_546]	1.33	0.87
1:B:56:LEU:CD1	1:D:120:ALA:C[2_546]	1.33	0.87
1:B:167:THR:O	1:D:15:VAL:CG2[2_546]	1.33	0.87
1:B:174:ASP:C	1:D:17:ASN:O[2_546]	1.33	0.87
1:B:177:LEU:N	1:D:31:ARG:CA[2_546]	1.33	0.87
1:B:188:SER:OG	1:D:41:TYR:CE1[2_546]	1.33	0.87
1:B:261:TYR:CD1	1:D:267:ARG:C[2_546]	1.33	0.87
1:B:271:PHE:CZ	1:D:20:PHE:O[2_546]	1.33	0.87
1:B:272:LYS:NZ	1:D:259:ARG:O[2_546]	1.33	0.87
1:B:302:GLN:CB	1:D:303:PHE:CB[2_546]	1.33	0.87
1:B:303:PHE:O	1:D:256:PHE:CE1[2_546]	1.33	0.87
1:B:308:ILE:CG1	1:D:310:PRO:CG[2_546]	1.33	0.87
1:B:332:ALA:C	1:C:368:TYR:CD2[2_546]	1.33	0.87
1:B:336:LEU:CD1	1:C:369:GLN:CD[2_546]	1.33	0.87
1:A:237:ARG:NH1	1:B:217:LEU:CA[2_546]	1.34	0.86
1:A:237:ARG:CZ	1:B:217:LEU:CA[2_546]	1.34	0.86

Continued on next page...

Continued from previous page...

Atom-1	Atom-2	Interatomic distance (Å)	Clash overlap (Å)
1:A:280:GLU:CB	1:B:248:ASN:O[2_546]	1.34	0.86
1:B:28:LEU:CD1	1:D:178:ILE:CA[2_546]	1.34	0.86
1:B:35:ILE:CD1	1:D:182:ASP:N[2_546]	1.34	0.86
1:B:37:ASP:CB	1:D:339:THR:O[2_546]	1.34	0.86
1:B:38:LEU:CB	1:D:340:LEU:O[2_546]	1.34	0.86
1:B:46:GLU:CA	1:D:52:LEU:C[2_546]	1.34	0.86
1:B:50:LEU:CD2	1:D:48:ILE:CB[2_546]	1.34	0.86
1:B:168:ASP:CA	1:D:15:VAL:CG1[2_546]	1.34	0.86
1:B:169:GLU:N	1:C:364:VAL:CG1[2_546]	1.34	0.86
1:B:175:LYS:C	1:D:19:THR:N[2_546]	1.34	0.86
1:B:180:TYR:CD1	1:D:29:ARG:CA[2_546]	1.34	0.86
1:B:182:ASP:OD1	1:D:38:LEU:O[2_546]	1.34	0.86
1:B:256:PHE:C	1:D:264:TYR:CG[2_546]	1.34	0.86
1:B:264:TYR:O	1:D:312:THR:CB[2_546]	1.34	0.86
1:B:273:LYS:CE	1:D:185:VAL:CB[2_546]	1.34	0.86
1:B:300:ILE:N	1:D:308:ILE:CA[2_546]	1.34	0.86
1:B:320:PHE:C	1:C:367:GLU:CD[2_546]	1.34	0.86
1:B:331:THR:C	1:C:368:TYR:CE1[2_546]	1.34	0.86
1:B:332:ALA:C	1:C:368:TYR:CE2[2_546]	1.34	0.86
1:B:342:TRP:CE2	1:C:371:TYR:CD2[2_546]	1.34	0.86
1:B:342:TRP:CZ3	1:C:371:TYR:O[2_546]	1.34	0.86
1:A:109:ASN:O	1:A:249:GLN:CB[2_556]	1.35	0.85
1:A:237:ARG:CD	1:B:216:PRO:O[2_546]	1.35	0.85
1:A:279:ILE:CG1	1:B:249:GLN:CG[2_546]	1.35	0.85
1:A:369:GLN:CA	1:D:124:ILE:O[2_546]	1.35	0.85
1:B:12:ILE:CG2	1:D:167:THR:CG2[2_546]	1.35	0.85
1:B:17:ASN:ND2	1:D:150:ASP:O[2_546]	1.35	0.85
1:B:22:ASP:CG	1:D:320:PHE:CZ[2_546]	1.35	0.85
1:B:42:GLY:C	1:D:344:ALA:O[2_546]	1.35	0.85
1:B:46:GLU:OE2	1:D:52:LEU:CD2[2_546]	1.35	0.85
1:B:47:THR:CA	1:D:52:LEU:N[2_546]	1.35	0.85
1:B:59:LYS:CB	1:D:115:ASN:N[2_546]	1.35	0.85
1:B:180:TYR:CE1	1:D:29:ARG:CG[2_546]	1.35	0.85
1:B:246:VAL:CG1	1:D:305:SER:N[2_546]	1.35	0.85
1:B:265:ASP:C	1:D:267:ARG:NH1[2_546]	1.35	0.85
1:B:271:PHE:CG	1:D:20:PHE:O[2_546]	1.35	0.85
1:B:302:GLN:O	1:D:299:GLY:O[2_546]	1.35	0.85
1:B:304:SER:CB	1:D:256:PHE:CA[2_546]	1.35	0.85
1:B:308:ILE:CA	1:D:310:PRO:CA[2_546]	1.35	0.85
1:B:313:ASP:CA	1:D:26:GLY:O[2_546]	1.35	0.85
1:B:336:LEU:CD2	1:C:369:GLN:CD[2_546]	1.35	0.85

Continued on next page...

Continued from previous page...

Atom-1	Atom-2	Interatomic distance (Å)	Clash overlap (Å)
1:A:110:PHE:CD1	1:A:249:GLN:OE1[2_556]	1.36	0.84
1:A:360:ARG:NH1	1:D:277:THR:CG2[2_546]	1.36	0.84
1:A:367:GLU:CG	1:D:156:PHE:CE2[2_546]	1.36	0.84
1:B:33:TYR:CE2	1:D:124:ILE:CA[2_546]	1.36	0.84
1:B:33:TYR:CZ	1:D:124:ILE:N[2_546]	1.36	0.84
1:B:36:GLU:N	1:D:181:THR:O[2_546]	1.36	0.84
1:B:40:ASN:CG	1:D:189:THR:CG2[2_546]	1.36	0.84
1:B:56:LEU:O	1:D:118:GLU:O[2_546]	1.36	0.84
1:B:183:HIS:NE2	1:D:179:LEU:CD2[2_546]	1.36	0.84
1:B:260:VAL:C	1:D:271:PHE:CA[2_546]	1.36	0.84
1:B:261:TYR:CD2	1:D:271:PHE:CD1[2_546]	1.36	0.84
1:B:312:THR:O	1:D:27:ILE:C[2_546]	1.36	0.84
1:B:333:LEU:O	1:D:32:GLY:O[2_546]	1.36	0.84
1:B:334:PHE:CE2	1:D:37:ASP:CG[2_546]	1.36	0.84
1:B:338:ARG:N	1:D:33:TYR:CB[2_546]	1.36	0.84
1:A:364:VAL:C	1:D:153:ALA:C[2_546]	1.37	0.83
1:A:369:GLN:CB	1:D:124:ILE:C[2_546]	1.37	0.83
1:B:20:PHE:O	1:D:177:LEU:CA[2_546]	1.37	0.83
1:B:23:GLY:C	1:D:316:SER:N[2_546]	1.37	0.83
1:B:26:GLY:O	1:D:180:TYR:CD2[2_546]	1.37	0.83
1:B:35:ILE:CB	1:D:181:THR:O[2_546]	1.37	0.83
1:B:45:GLU:O	1:D:53:TYR:CB[2_546]	1.37	0.83
1:B:117:LYS:NZ	1:D:64:ASP:OD1[2_546]	1.37	0.83
1:B:174:ASP:CA	1:D:17:ASN:CB[2_546]	1.37	0.83
1:B:174:ASP:CA	1:D:17:ASN:CA[2_546]	1.37	0.83
1:B:189:THR:OG1	1:D:41:TYR:N[2_546]	1.37	0.83
1:B:257:GLY:N	1:D:264:TYR:CD2[2_546]	1.37	0.83
1:B:302:GLN:C	1:D:303:PHE:CG[2_546]	1.37	0.83
1:B:312:THR:CB	1:D:28:LEU:CB[2_546]	1.37	0.83
1:A:109:ASN:CG	1:A:250:LYS:CA[2_556]	1.38	0.82
1:A:363:TYR:N	1:D:171:ASN:N[2_546]	1.38	0.82
1:A:365:GLY:N	1:D:154:LYS:N[2_546]	1.38	0.82
1:B:17:ASN:ND2	1:D:151:SER:CA[2_546]	1.38	0.82
1:B:44:TYR:CA	1:D:31:ARG:CZ[2_546]	1.38	0.82
1:B:47:THR:CG2	1:D:51:MET:N[2_546]	1.38	0.82
1:B:50:LEU:CD2	1:D:48:ILE:CG2[2_546]	1.38	0.82
1:B:55:LYS:CG	1:D:68:LYS:CB[2_546]	1.38	0.82
1:B:96:LEU:CG	1:C:370:GLU:OE1[2_546]	1.38	0.82
1:B:171:ASN:O	1:D:17:ASN:N[2_546]	1.38	0.82
1:B:257:GLY:C	1:D:264:TYR:CE2[2_546]	1.38	0.82
1:B:258:HIS:CG	1:D:269:LYS:N[2_546]	1.38	0.82

Continued on next page...

Continued from previous page...

Atom-1	Atom-2	Interatomic distance (Å)	Clash overlap (Å)
1:B:312:THR:OG1	1:D:28:LEU:CG[2_546]	1.38	0.82
1:B:315:TYR:CA	1:D:22:ASP:CA[2_546]	1.38	0.82
1:B:347:ILE:CG1	1:D:59:LYS:CG[2_546]	1.38	0.82
1:A:366:PRO:CG	1:D:152:PHE:CD1[2_546]	1.39	0.81
1:B:35:ILE:CG1	1:D:181:THR:CA[2_546]	1.39	0.81
1:B:50:LEU:CG	1:D:48:ILE:CB[2_546]	1.39	0.81
1:B:53:TYR:CA	1:D:65:LEU:CA[2_546]	1.39	0.81
1:B:58:THR:OG1	1:D:115:ASN:OD1[2_546]	1.39	0.81
1:B:112:TRP:CZ3	1:D:59:LYS:CD[2_546]	1.39	0.81
1:B:117:LYS:CA	1:D:61:GLU:N[2_546]	1.39	0.81
1:B:225:ALA:CB	1:D:25:LYS:CA[2_546]	1.39	0.81
1:B:229:PHE:CE1	1:D:24:GLU:CG[2_546]	1.39	0.81
1:B:260:VAL:O	1:D:271:PHE:CB[2_546]	1.39	0.81
1:B:262:LYS:CA	1:D:315:TYR:N[2_546]	1.39	0.81
1:B:308:ILE:O	1:D:309:TYR:C[2_546]	1.39	0.81
1:B:309:TYR:CD1	1:D:255:GLY:O[2_546]	1.39	0.81
1:B:313:ASP:N	1:D:26:GLY:O[2_546]	1.39	0.81
1:B:338:ARG:C	1:C:371:TYR:CD1[2_546]	1.39	0.81
1:B:338:ARG:NH1	1:D:37:ASP:C[2_546]	1.39	0.81
1:A:107:ASP:C	1:A:248:ASN:CG[2_556]	1.40	0.80
1:A:109:ASN:OD1	1:A:250:LYS:N[2_556]	1.40	0.80
1:A:286:ARG:CG	1:B:251:ASN:ND2[2_546]	1.40	0.80
1:A:368:TYR:O	1:D:127:MET:O[2_546]	1.40	0.80
1:B:23:GLY:C	1:D:316:SER:CB[2_546]	1.40	0.80
1:B:33:TYR:CZ	1:D:124:ILE:CA[2_546]	1.40	0.80
1:B:36:GLU:OE1	1:D:338:ARG:NH1[2_546]	1.40	0.80
1:B:48:ILE:CD1	1:D:55:LYS:N[2_546]	1.40	0.80
1:B:56:LEU:N	1:D:121:ILE:CG1[2_546]	1.40	0.80
1:B:112:TRP:CZ3	1:D:59:LYS:CE[2_546]	1.40	0.80
1:B:170:ILE:N	1:C:364:VAL:CB[2_546]	1.40	0.80
1:B:264:TYR:CZ	1:D:258:HIS:CE1[2_546]	1.40	0.80
1:B:264:TYR:CZ	1:D:258:HIS:CD2[2_546]	1.40	0.80
1:B:266:PRO:N	1:D:267:ARG:CZ[2_546]	1.40	0.80
1:B:302:GLN:O	1:D:303:PHE:CD1[2_546]	1.40	0.80
1:B:314:PHE:CG	1:D:23:GLY:O[2_546]	1.40	0.80
1:B:339:THR:C	1:D:56:LEU:CD1[2_546]	1.40	0.80
1:B:20:PHE:CB	1:D:173:MET:O[2_546]	1.41	0.79
1:B:28:LEU:C	1:D:177:LEU:O[2_546]	1.41	0.79
1:B:39:VAL:C	1:D:345:HIS:CD2[2_546]	1.41	0.79
1:B:44:TYR:C	1:D:54:GLY:N[2_546]	1.41	0.79
1:B:45:GLU:N	1:D:54:GLY:N[2_546]	1.41	0.79

Continued on next page...

Continued from previous page...

Atom-1	Atom-2	Interatomic distance (Å)	Clash overlap (Å)
1:B:48:ILE:N	1:D:49:TYR:C[2_546]	1.41	0.79
1:B:49:TYR:CA	1:D:53:TYR:CE1[2_546]	1.41	0.79
1:B:51:MET:O	1:D:62:LEU:CD1[2_546]	1.41	0.79
1:B:61:GLU:OE2	1:D:118:GLU:OE1[2_546]	1.41	0.79
1:B:188:SER:N	1:D:41:TYR:OH[2_546]	1.41	0.79
1:B:242:PHE:CZ	1:D:306:LYS:N[2_546]	1.41	0.79
1:B:253:LEU:CB	1:D:309:TYR:CE1[2_546]	1.41	0.79
1:B:256:PHE:CD1	1:D:263:THR:O[2_546]	1.41	0.79
1:B:262:LYS:CG	1:D:315:TYR:CB[2_546]	1.41	0.79
1:B:265:ASP:N	1:D:265:ASP:OD2[2_546]	1.41	0.79
1:B:265:ASP:CB	1:D:265:ASP:OD1[2_546]	1.41	0.79
1:B:306:LYS:NZ	1:D:298:LEU:O[2_546]	1.41	0.79
1:B:309:TYR:CB	1:D:311:ASN:CB[2_546]	1.41	0.79
1:B:336:LEU:C	1:D:33:TYR:CZ[2_546]	1.41	0.79
1:A:108:LYS:CE	1:A:243:ASN:ND2[2_556]	1.42	0.78
1:A:110:PHE:C	1:A:245:LYS:CA[2_556]	1.42	0.78
1:A:286:ARG:NH1	1:B:251:ASN:N[2_546]	1.42	0.78
1:B:18:LEU:CG	1:D:43:SER:OG[2_546]	1.42	0.78
1:B:28:LEU:C	1:D:337:SER:OG[2_546]	1.42	0.78
1:B:50:LEU:O	1:D:65:LEU:CG[2_546]	1.42	0.78
1:B:52:LEU:CD2	1:D:57:PRO:CB[2_546]	1.42	0.78
1:B:65:LEU:CD1	1:D:53:TYR:CD2[2_546]	1.42	0.78
1:B:171:ASN:CA	1:D:16:THR:N[2_546]	1.42	0.78
1:B:174:ASP:N	1:D:17:ASN:CB[2_546]	1.42	0.78
1:B:174:ASP:CB	1:D:17:ASN:CB[2_546]	1.42	0.78
1:B:177:LEU:C	1:D:31:ARG:N[2_546]	1.42	0.78
1:B:186:PRO:CD	1:D:40:ASN:N[2_546]	1.42	0.78
1:B:225:ALA:CB	1:D:25:LYS:O[2_546]	1.42	0.78
1:B:260:VAL:CA	1:D:272:LYS:N[2_546]	1.42	0.78
1:B:313:ASP:CB	1:D:26:GLY:O[2_546]	1.42	0.78
1:B:314:PHE:N	1:D:26:GLY:C[2_546]	1.42	0.78
1:B:315:TYR:CZ	1:D:260:VAL:O[2_546]	1.42	0.78
1:A:110:PHE:CD1	1:A:249:GLN:NE2[2_556]	1.43	0.77
1:A:111:LYS:NZ	1:A:241:TRP:CZ3[2_556]	1.43	0.77
1:A:294:LYS:NZ	1:B:231:GLU:OE2[2_546]	1.43	0.77
1:A:365:GLY:O	1:D:152:PHE:O[2_546]	1.43	0.77
1:A:368:TYR:CA	1:D:336:LEU:CD1[2_546]	1.43	0.77
1:B:22:ASP:CG	1:D:320:PHE:CE2[2_546]	1.43	0.77
1:B:24:GLU:OE2	1:D:318:ILE:O[2_546]	1.43	0.77
1:B:33:TYR:CD1	1:D:124:ILE:CG1[2_546]	1.43	0.77
1:B:34:ASN:ND2	1:D:335:ALA:C[2_546]	1.43	0.77

Continued on next page...

Continued from previous page...

Atom-1	Atom-2	Interatomic distance (Å)	Clash overlap (Å)
1:B:38:LEU:N	1:D:340:LEU:C[2_546]	1.43	0.77
1:B:42:GLY:O	1:D:344:ALA:O[2_546]	1.43	0.77
1:B:50:LEU:C	1:D:65:LEU:CD1[2_546]	1.43	0.77
1:B:119:LYS:C	1:D:58:THR:CG2[2_546]	1.43	0.77
1:B:173:MET:CE	1:C:363:TYR:OH[2_546]	1.43	0.77
1:B:174:ASP:OD2	1:D:31:ARG:NH1[2_546]	1.43	0.77
1:B:179:LEU:CD1	1:D:19:THR:CB[2_546]	1.43	0.77
1:B:189:THR:CA	1:D:41:TYR:CG[2_546]	1.43	0.77
1:B:206:LEU:CD2	1:C:372:VAL:C[2_546]	1.43	0.77
1:B:264:TYR:CE2	1:D:258:HIS:ND1[2_546]	1.43	0.77
1:B:265:ASP:CB	1:D:267:ARG:NE[2_546]	1.43	0.77
1:B:299:GLY:N	1:D:307:GLY:C[2_546]	1.43	0.77
1:B:302:GLN:OE1	1:D:302:GLN:C[2_546]	1.43	0.77
1:B:302:GLN:CD	1:D:302:GLN:O[2_546]	1.43	0.77
1:B:305:SER:OG	1:D:253:LEU:CD2[2_546]	1.43	0.77
1:B:319:VAL:CB	1:D:20:PHE:CD1[2_546]	1.43	0.77
1:A:364:VAL:CB	1:D:154:LYS:CB[2_546]	1.44	0.76
1:B:22:ASP:OD2	1:D:320:PHE:CG[2_546]	1.44	0.76
1:B:26:GLY:C	1:D:180:TYR:CE2[2_546]	1.44	0.76
1:B:37:ASP:O	1:D:343:LEU:N[2_546]	1.44	0.76
1:B:47:THR:C	1:D:49:TYR:O[2_546]	1.44	0.76
1:B:171:ASN:CG	1:D:16:THR:CA[2_546]	1.44	0.76
1:B:173:MET:SD	1:C:366:PRO:O[2_546]	1.44	0.76
1:B:260:VAL:CB	1:D:270:ILE:O[2_546]	1.44	0.76
1:B:272:LYS:NZ	1:D:259:ARG:C[2_546]	1.44	0.76
1:B:351:GLU:CD	1:D:63:ASN:ND2[2_546]	1.44	0.76
1:A:111:LYS:O	1:A:245:LYS:NZ[2_556]	1.45	0.75
1:A:363:TYR:CG	1:D:153:ALA:CB[2_546]	1.45	0.75
1:A:368:TYR:O	1:D:128:ALA:CA[2_546]	1.45	0.75
1:B:17:ASN:CG	1:D:151:SER:N[2_546]	1.45	0.75
1:B:18:LEU:N	1:D:45:GLU:OE1[2_546]	1.45	0.75
1:B:20:PHE:CA	1:D:173:MET:O[2_546]	1.45	0.75
1:B:22:ASP:OD2	1:D:320:PHE:CD2[2_546]	1.45	0.75
1:B:37:ASP:CA	1:D:342:TRP:CA[2_546]	1.45	0.75
1:B:112:TRP:CZ2	1:D:59:LYS:NZ[2_546]	1.45	0.75
1:B:120:ALA:N	1:D:58:THR:CB[2_546]	1.45	0.75
1:B:172:ALA:CA	1:C:363:TYR:CA[2_546]	1.45	0.75
1:B:181:THR:C	1:D:38:LEU:CD2[2_546]	1.45	0.75
1:B:256:PHE:CA	1:D:264:TYR:CB[2_546]	1.45	0.75
1:B:259:ARG:CA	1:D:269:LYS:O[2_546]	1.45	0.75
1:B:263:THR:CG2	1:D:313:ASP:CA[2_546]	1.45	0.75

Continued on next page...

Continued from previous page...

Atom-1	Atom-2	Interatomic distance (Å)	Clash overlap (Å)
1:B:315:TYR:CA	1:D:23:GLY:N[2_546]	1.45	0.75
1:B:315:TYR:C	1:D:21:ILE:C[2_546]	1.45	0.75
1:B:330:PHE:O	1:C:368:TYR:CD1[2_546]	1.45	0.75
1:B:17:ASN:CG	1:D:151:SER:C[2_546]	1.46	0.74
1:B:35:ILE:CB	1:D:181:THR:CA[2_546]	1.46	0.74
1:B:53:TYR:C	1:D:65:LEU:C[2_546]	1.46	0.74
1:B:121:ILE:CG1	1:D:61:GLU:CD[2_546]	1.46	0.74
1:B:156:PHE:CE2	1:C:366:PRO:CB[2_546]	1.46	0.74
1:B:182:ASP:O	1:D:178:ILE:CG2[2_546]	1.46	0.74
1:B:260:VAL:N	1:D:272:LYS:N[2_546]	1.46	0.74
1:B:261:TYR:CE2	1:D:271:PHE:CE1[2_546]	1.46	0.74
1:B:269:LYS:N	1:D:183:HIS:CE1[2_546]	1.46	0.74
1:B:273:LYS:NZ	1:D:185:VAL:CA[2_546]	1.46	0.74
1:B:319:VAL:CG1	1:D:20:PHE:CD1[2_546]	1.46	0.74
1:B:336:LEU:O	1:D:33:TYR:CE1[2_546]	1.46	0.74
1:B:338:ARG:NH1	1:D:38:LEU:N[2_546]	1.46	0.74
1:A:108:LYS:NZ	1:A:243:ASN:ND2[2_556]	1.47	0.73
1:A:111:LYS:O	1:A:245:LYS:CE[2_556]	1.47	0.73
1:B:19:THR:C	1:D:174:ASP:C[2_546]	1.47	0.73
1:B:33:TYR:CD1	1:D:124:ILE:CB[2_546]	1.47	0.73
1:B:34:ASN:C	1:D:337:SER:O[2_546]	1.47	0.73
1:B:36:GLU:CD	1:D:338:ARG:CZ[2_546]	1.47	0.73
1:B:40:ASN:C	1:D:345:HIS:CB[2_546]	1.47	0.73
1:B:58:THR:N	1:D:118:GLU:CB[2_546]	1.47	0.73
1:B:59:LYS:CG	1:D:114:GLU:O[2_546]	1.47	0.73
1:B:181:THR:N	1:D:38:LEU:CD1[2_546]	1.47	0.73
1:B:183:HIS:O	1:D:39:VAL:CG2[2_546]	1.47	0.73
1:B:258:HIS:N	1:D:264:TYR:CE2[2_546]	1.47	0.73
1:B:264:TYR:CE2	1:D:258:HIS:NE2[2_546]	1.47	0.73
1:B:267:ARG:NH2	1:D:35:ILE:CD1[2_546]	1.47	0.73
1:B:308:ILE:O	1:D:309:TYR:O[2_546]	1.47	0.73
1:B:312:THR:N	1:D:266:PRO:CD[2_546]	1.47	0.73
1:B:334:PHE:CE2	1:D:37:ASP:OD2[2_546]	1.47	0.73
1:B:336:LEU:N	1:C:369:GLN:O[2_546]	1.47	0.73
1:B:336:LEU:O	1:D:33:TYR:OH[2_546]	1.47	0.73
1:B:338:ARG:O	1:C:371:TYR:CD1[2_546]	1.47	0.73
1:B:24:GLU:OE2	1:D:317:GLY:O[2_546]	1.48	0.72
1:B:28:LEU:O	1:D:337:SER:OG[2_546]	1.48	0.72
1:B:28:LEU:CB	1:D:179:LEU:C[2_546]	1.48	0.72
1:B:29:ARG:CG	1:D:337:SER:CA[2_546]	1.48	0.72
1:B:33:TYR:CE1	1:D:124:ILE:CG1[2_546]	1.48	0.72

Continued on next page...

Continued from previous page...

Atom-1	Atom-2	Interatomic distance (Å)	Clash overlap (Å)
1:B:35:ILE:CB	1:D:182:ASP:N[2_546]	1.48	0.72
1:B:38:LEU:N	1:D:341:GLY:C[2_546]	1.48	0.72
1:B:117:LYS:CB	1:D:61:GLU:CA[2_546]	1.48	0.72
1:B:270:ILE:CG1	1:D:183:HIS:CA[2_546]	1.48	0.72
1:B:271:PHE:CE2	1:D:20:PHE:CA[2_546]	1.48	0.72
1:B:308:ILE:O	1:D:310:PRO:CA[2_546]	1.48	0.72
1:B:308:ILE:CB	1:D:310:PRO:CD[2_546]	1.48	0.72
1:B:319:VAL:CB	1:D:20:PHE:CE1[2_546]	1.48	0.72
1:B:333:LEU:CB	1:C:368:TYR:C[2_546]	1.48	0.72
1:B:334:PHE:CB	1:D:34:ASN:ND2[2_546]	1.48	0.72
1:B:342:TRP:CD2	1:C:371:TYR:CE2[2_546]	1.48	0.72
1:A:360:ARG:CZ	1:D:277:THR:CB[2_546]	1.49	0.71
1:B:21:ILE:CA	1:D:176:ALA:N[2_546]	1.49	0.71
1:B:25:LYS:NZ	1:D:330:PHE:CB[2_546]	1.49	0.71
1:B:29:ARG:NH2	1:D:336:LEU:N[2_546]	1.49	0.71
1:B:33:TYR:CE2	1:D:124:ILE:N[2_546]	1.49	0.71
1:B:34:ASN:OD1	1:D:337:SER:N[2_546]	1.49	0.71
1:B:37:ASP:C	1:D:341:GLY:C[2_546]	1.49	0.71
1:B:38:LEU:CD2	1:D:340:LEU:CD1[2_546]	1.49	0.71
1:B:46:GLU:N	1:D:53:TYR:N[2_546]	1.49	0.71
1:B:58:THR:C	1:D:115:ASN:CB[2_546]	1.49	0.71
1:B:189:THR:CB	1:D:41:TYR:N[2_546]	1.49	0.71
1:B:300:ILE:CA	1:D:308:ILE:CG2[2_546]	1.49	0.71
1:B:300:ILE:CG1	1:D:257:GLY:C[2_546]	1.49	0.71
1:B:305:SER:CB	1:D:253:LEU:CG[2_546]	1.49	0.71
1:A:108:LYS:CA	1:A:248:ASN:CG[2_556]	1.50	0.70
1:A:111:LYS:CB	1:A:245:LYS:CG[2_556]	1.50	0.70
1:A:112:TRP:O	1:A:231:GLU:OE1[2_556]	1.50	0.70
1:A:290:GLU:OE2	1:B:251:ASN:OD1[2_546]	1.50	0.70
1:A:365:GLY:C	1:D:152:PHE:C[2_546]	1.50	0.70
1:B:56:LEU:C	1:D:117:LYS:O[2_546]	1.50	0.70
1:B:175:LYS:CA	1:D:18:LEU:N[2_546]	1.50	0.70
1:B:179:LEU:CG	1:D:19:THR:OG1[2_546]	1.50	0.70
1:B:246:VAL:CG1	1:D:304:SER:C[2_546]	1.50	0.70
1:B:253:LEU:CB	1:D:309:TYR:CZ[2_546]	1.50	0.70
1:B:254:MET:O	1:D:263:THR:OG1[2_546]	1.50	0.70
1:B:300:ILE:N	1:D:308:ILE:CB[2_546]	1.50	0.70
1:B:309:TYR:OH	1:D:256:PHE:N[2_546]	1.50	0.70
1:B:311:ASN:CA	1:D:266:PRO:CD[2_546]	1.50	0.70
1:B:320:PHE:CZ	1:C:367:GLU:O[2_546]	1.50	0.70
1:A:109:ASN:CA	1:A:249:GLN:N[2_556]	1.51	0.69

Continued on next page...

Continued from previous page...

Atom-1	Atom-2	Interatomic distance (Å)	Clash overlap (Å)
1:A:368:TYR:CD1	1:D:336:LEU:CA[2_546]	1.51	0.69
1:B:17:ASN:OD1	1:D:151:SER:N[2_546]	1.51	0.69
1:B:22:ASP:CG	1:D:320:PHE:CD1[2_546]	1.51	0.69
1:B:22:ASP:OD2	1:D:320:PHE:CE1[2_546]	1.51	0.69
1:B:38:LEU:N	1:D:341:GLY:N[2_546]	1.51	0.69
1:B:44:TYR:CA	1:D:31:ARG:NE[2_546]	1.51	0.69
1:B:45:GLU:C	1:D:52:LEU:O[2_546]	1.51	0.69
1:B:56:LEU:CA	1:D:121:ILE:CG1[2_546]	1.51	0.69
1:B:59:LYS:CE	1:D:113:LYS:O[2_546]	1.51	0.69
1:B:127:MET:CE	1:C:370:GLU:CG[2_546]	1.51	0.69
1:B:173:MET:C	1:D:17:ASN:ND2[2_546]	1.51	0.69
1:B:180:TYR:CG	1:D:33:TYR:O[2_546]	1.51	0.69
1:B:182:ASP:CA	1:D:38:LEU:CB[2_546]	1.51	0.69
1:B:206:LEU:CD2	1:C:372:VAL:O[2_546]	1.51	0.69
1:B:242:PHE:CE2	1:D:305:SER:C[2_546]	1.51	0.69
1:B:256:PHE:O	1:D:264:TYR:CG[2_546]	1.51	0.69
1:B:265:ASP:O	1:D:267:ARG:NE[2_546]	1.51	0.69
1:B:270:ILE:CD1	1:D:182:ASP:C[2_546]	1.51	0.69
1:B:303:PHE:C	1:D:256:PHE:CG[2_546]	1.51	0.69
1:B:315:TYR:O	1:D:21:ILE:C[2_546]	1.51	0.69
1:B:337:SER:N	1:D:33:TYR:CD2[2_546]	1.51	0.69
1:B:340:LEU:CD2	1:D:50:LEU:CA[2_546]	1.51	0.69
1:B:340:LEU:CD1	1:D:57:PRO:CD[2_546]	1.51	0.69
1:A:109:ASN:ND2	1:A:246:VAL:O[2_556]	1.52	0.68
1:A:280:GLU:CA	1:B:248:ASN:C[2_546]	1.52	0.68
1:B:20:PHE:C	1:D:176:ALA:C[2_546]	1.52	0.68
1:B:21:ILE:CG1	1:D:175:LYS:C[2_546]	1.52	0.68
1:B:22:ASP:OD1	1:D:320:PHE:CD1[2_546]	1.52	0.68
1:B:33:TYR:CE2	1:D:124:ILE:CB[2_546]	1.52	0.68
1:B:36:GLU:OE2	1:D:338:ARG:CZ[2_546]	1.52	0.68
1:B:36:GLU:CG	1:D:338:ARG:NE[2_546]	1.52	0.68
1:B:38:LEU:O	1:D:344:ALA:CA[2_546]	1.52	0.68
1:B:50:LEU:CA	1:D:65:LEU:CD1[2_546]	1.52	0.68
1:B:171:ASN:O	1:D:16:THR:CA[2_546]	1.52	0.68
1:B:179:LEU:N	1:D:30:TYR:CB[2_546]	1.52	0.68
1:B:184:GLU:CD	1:D:270:ILE:CG2[2_546]	1.52	0.68
1:B:262:LYS:NZ	1:D:315:TYR:CE1[2_546]	1.52	0.68
1:B:268:ALA:CB	1:D:261:TYR:CZ[2_546]	1.52	0.68
1:B:272:LYS:CD	1:D:260:VAL:CG2[2_546]	1.52	0.68
1:B:303:PHE:CZ	1:D:304:SER:CB[2_546]	1.52	0.68
1:B:309:TYR:CD2	1:D:311:ASN:CG[2_546]	1.52	0.68

Continued on next page...

Continued from previous page...

Atom-1	Atom-2	Interatomic distance (Å)	Clash overlap (Å)
1:B:313:ASP:O	1:D:27:ILE:N[2_546]	1.52	0.68
1:B:315:TYR:CE1	1:D:260:VAL:C[2_546]	1.52	0.68
1:B:333:LEU:CG	1:C:368:TYR:N[2_546]	1.52	0.68
1:A:4:VAL:CG2	1:D:167:THR:OG1[2_546]	1.53	0.67
1:A:110:PHE:O	1:A:245:LYS:CA[2_556]	1.53	0.67
1:A:286:ARG:CG	1:B:251:ASN:CG[2_546]	1.53	0.67
1:B:18:LEU:C	1:D:44:TYR:CA[2_546]	1.53	0.67
1:B:21:ILE:O	1:D:176:ALA:CB[2_546]	1.53	0.67
1:B:27:ILE:CG1	1:D:334:PHE:CB[2_546]	1.53	0.67
1:B:33:TYR:CD1	1:D:124:ILE:CG2[2_546]	1.53	0.67
1:B:35:ILE:CG1	1:D:181:THR:N[2_546]	1.53	0.67
1:B:40:ASN:ND2	1:D:189:THR:CA[2_546]	1.53	0.67
1:B:49:TYR:CG	1:D:53:TYR:CZ[2_546]	1.53	0.67
1:B:57:PRO:CD	1:D:117:LYS:C[2_546]	1.53	0.67
1:B:117:LYS:NZ	1:D:64:ASP:CG[2_546]	1.53	0.67
1:B:175:LYS:CG	1:D:16:THR:OG1[2_546]	1.53	0.67
1:B:186:PRO:CG	1:D:40:ASN:CG[2_546]	1.53	0.67
1:B:254:MET:C	1:D:263:THR:OG1[2_546]	1.53	0.67
1:B:258:HIS:ND1	1:D:266:PRO:O[2_546]	1.53	0.67
1:B:260:VAL:CG2	1:D:270:ILE:C[2_546]	1.53	0.67
1:B:263:THR:OG1	1:D:313:ASP:CA[2_546]	1.53	0.67
1:B:263:THR:CG2	1:D:312:THR:O[2_546]	1.53	0.67
1:B:269:LYS:C	1:D:184:GLU:CG[2_546]	1.53	0.67
1:B:301:LYS:O	1:D:303:PHE:CD2[2_546]	1.53	0.67
1:B:310:PRO:C	1:D:265:ASP:CA[2_546]	1.53	0.67
1:B:333:LEU:CB	1:C:368:TYR:CB[2_546]	1.53	0.67
1:A:236:ASN:CG	1:B:254:MET:CE[2_546]	1.54	0.66
1:B:51:MET:CA	1:D:45:GLU:O[2_546]	1.54	0.66
1:B:57:PRO:CG	1:D:117:LYS:CA[2_546]	1.54	0.66
1:B:177:LEU:CA	1:D:31:ARG:CB[2_546]	1.54	0.66
1:B:259:ARG:NE	1:D:273:LYS:CB[2_546]	1.54	0.66
1:B:300:ILE:CB	1:D:257:GLY:CA[2_546]	1.54	0.66
1:B:315:TYR:N	1:D:23:GLY:N[2_546]	1.54	0.66
1:B:334:PHE:CE1	1:D:34:ASN:CB[2_546]	1.54	0.66
1:B:335:ALA:C	1:C:370:GLU:C[2_546]	1.54	0.66
1:B:337:SER:C	1:D:33:TYR:CD1[2_546]	1.54	0.66
1:B:341:GLY:C	1:D:46:GLU:CD[2_546]	1.54	0.66
1:A:110:PHE:C	1:A:245:LYS:N[2_556]	1.55	0.65
1:A:364:VAL:O	1:D:153:ALA:N[2_546]	1.55	0.65
1:B:18:LEU:O	1:D:44:TYR:N[2_546]	1.55	0.65
1:B:24:GLU:CG	1:D:317:GLY:CA[2_546]	1.55	0.65

Continued on next page...

Continued from previous page...

Atom-1	Atom-2	Interatomic distance (Å)	Clash overlap (Å)
1:B:38:LEU:CG	1:D:340:LEU:O[2_546]	1.55	0.65
1:B:40:ASN:ND2	1:D:189:THR:CB[2_546]	1.55	0.65
1:B:49:TYR:CB	1:D:53:TYR:CD1[2_546]	1.55	0.65
1:B:56:LEU:CA	1:D:121:ILE:N[2_546]	1.55	0.65
1:B:172:ALA:C	1:C:363:TYR:CD1[2_546]	1.55	0.65
1:B:175:LYS:CE	1:D:16:THR:OG1[2_546]	1.55	0.65
1:B:186:PRO:CA	1:D:40:ASN:OD1[2_546]	1.55	0.65
1:B:270:ILE:CB	1:D:184:GLU:N[2_546]	1.55	0.65
1:B:277:THR:OG1	1:C:362:LEU:CA[2_546]	1.55	0.65
1:B:299:GLY:O	1:D:308:ILE:CB[2_546]	1.55	0.65
1:B:301:LYS:N	1:D:308:ILE:CD1[2_546]	1.55	0.65
1:B:302:GLN:CG	1:D:304:SER:N[2_546]	1.55	0.65
1:B:309:TYR:CG	1:D:311:ASN:CG[2_546]	1.55	0.65
1:A:109:ASN:C	1:A:249:GLN:CB[2_556]	1.56	0.64
1:A:367:GLU:C	1:D:336:LEU:CD2[2_546]	1.56	0.64
1:B:19:THR:N	1:D:44:TYR:N[2_546]	1.56	0.64
1:B:20:PHE:CG	1:D:173:MET:O[2_546]	1.56	0.64
1:B:26:GLY:O	1:D:180:TYR:CZ[2_546]	1.56	0.64
1:B:26:GLY:N	1:D:180:TYR:OH[2_546]	1.56	0.64
1:B:27:ILE:CA	1:D:180:TYR:CG[2_546]	1.56	0.64
1:B:35:ILE:CA	1:D:181:THR:C[2_546]	1.56	0.64
1:B:42:GLY:N	1:D:344:ALA:CA[2_546]	1.56	0.64
1:B:42:GLY:CA	1:D:344:ALA:O[2_546]	1.56	0.64
1:B:47:THR:OG1	1:D:51:MET:C[2_546]	1.56	0.64
1:B:52:LEU:CD1	1:D:57:PRO:CA[2_546]	1.56	0.64
1:B:54:GLY:N	1:D:65:LEU:C[2_546]	1.56	0.64
1:B:56:LEU:CG	1:D:121:ILE:N[2_546]	1.56	0.64
1:B:58:THR:C	1:D:115:ASN:CA[2_546]	1.56	0.64
1:B:58:THR:N	1:D:118:GLU:CG[2_546]	1.56	0.64
1:B:62:LEU:CD1	1:D:117:LYS:CD[2_546]	1.56	0.64
1:B:112:TRP:CZ3	1:D:59:LYS:NZ[2_546]	1.56	0.64
1:B:117:LYS:NZ	1:D:64:ASP:CB[2_546]	1.56	0.64
1:B:117:LYS:C	1:D:58:THR:OG1[2_546]	1.56	0.64
1:B:178:ILE:CG2	1:D:51:MET:CG[2_546]	1.56	0.64
1:B:253:LEU:CD2	1:D:309:TYR:CE1[2_546]	1.56	0.64
1:B:302:GLN:NE2	1:D:303:PHE:N[2_546]	1.56	0.64
1:B:304:SER:N	1:D:256:PHE:CB[2_546]	1.56	0.64
1:B:304:SER:C	1:D:256:PHE:CD1[2_546]	1.56	0.64
1:B:310:PRO:CB	1:D:261:TYR:CB[2_546]	1.56	0.64
1:B:314:PHE:O	1:D:24:GLU:N[2_546]	1.56	0.64
1:B:338:ARG:N	1:D:33:TYR:CG[2_546]	1.56	0.64

Continued on next page...

Continued from previous page...

Atom-1	Atom-2	Interatomic distance (Å)	Clash overlap (Å)
1:B:338:ARG:CZ	1:D:37:ASP:C[2_546]	1.56	0.64
1:B:342:TRP:CG	1:C:371:TYR:CZ[2_546]	1.56	0.64
1:B:345:HIS:CD2	1:D:42:GLY:C[2_546]	1.56	0.64
1:A:109:ASN:N	1:A:248:ASN:N[2_556]	1.57	0.63
1:A:111:LYS:CB	1:A:245:LYS:CD[2_556]	1.57	0.63
1:A:280:GLU:C	1:B:248:ASN:O[2_546]	1.57	0.63
1:A:286:ARG:NE	1:B:245:LYS:O[2_546]	1.57	0.63
1:B:18:LEU:CG	1:D:43:SER:CB[2_546]	1.57	0.63
1:B:18:LEU:C	1:D:44:TYR:CB[2_546]	1.57	0.63
1:B:31:ARG:N	1:D:44:TYR:CG[2_546]	1.57	0.63
1:B:34:ASN:CB	1:D:337:SER:C[2_546]	1.57	0.63
1:B:38:LEU:N	1:D:340:LEU:O[2_546]	1.57	0.63
1:B:40:ASN:CA	1:D:345:HIS:CB[2_546]	1.57	0.63
1:B:52:LEU:O	1:D:62:LEU:O[2_546]	1.57	0.63
1:B:58:THR:O	1:D:115:ASN:CG[2_546]	1.57	0.63
1:B:173:MET:CE	1:C:366:PRO:O[2_546]	1.57	0.63
1:B:246:VAL:CG1	1:D:304:SER:OG[2_546]	1.57	0.63
1:B:253:LEU:N	1:D:309:TYR:OH[2_546]	1.57	0.63
1:B:255:GLY:C	1:D:264:TYR:O[2_546]	1.57	0.63
1:B:264:TYR:OH	1:D:258:HIS:NE2[2_546]	1.57	0.63
1:B:269:LYS:CA	1:D:183:HIS:NE2[2_546]	1.57	0.63
1:B:314:PHE:C	1:D:22:ASP:C[2_546]	1.57	0.63
1:A:107:ASP:C	1:A:248:ASN:CB[2_556]	1.58	0.62
1:A:362:LEU:C	1:D:170:ILE:C[2_546]	1.58	0.62
1:A:362:LEU:CA	1:D:171:ASN:N[2_546]	1.58	0.62
1:A:364:VAL:N	1:D:170:ILE:CG2[2_546]	1.58	0.62
1:B:19:THR:O	1:D:174:ASP:O[2_546]	1.58	0.62
1:B:34:ASN:CG	1:D:338:ARG:N[2_546]	1.58	0.62
1:B:49:TYR:CA	1:D:53:TYR:CD1[2_546]	1.58	0.62
1:B:52:LEU:O	1:D:62:LEU:CA[2_546]	1.58	0.62
1:B:53:TYR:C	1:D:65:LEU:CB[2_546]	1.58	0.62
1:B:54:GLY:O	1:D:69:LEU:CG[2_546]	1.58	0.62
1:B:55:LYS:CD	1:D:68:LYS:CG[2_546]	1.58	0.62
1:B:57:PRO:C	1:D:118:GLU:CA[2_546]	1.58	0.62
1:B:167:THR:O	1:D:15:VAL:CB[2_546]	1.58	0.62
1:B:175:LYS:NZ	1:D:348:GLU:OE1[2_546]	1.58	0.62
1:B:186:PRO:N	1:D:40:ASN:CA[2_546]	1.58	0.62
1:B:258:HIS:NE2	1:D:270:ILE:N[2_546]	1.58	0.62
1:B:262:LYS:CE	1:D:315:TYR:CD2[2_546]	1.58	0.62
1:B:302:GLN:C	1:D:303:PHE:CB[2_546]	1.58	0.62
1:B:303:PHE:O	1:D:256:PHE:CD2[2_546]	1.58	0.62

Continued on next page...

Continued from previous page...

Atom-1	Atom-2	Interatomic distance (Å)	Clash overlap (Å)
1:B:315:TYR:CD1	1:D:260:VAL:CG1[2_546]	1.58	0.62
1:B:334:PHE:CE1	1:D:34:ASN:C[2_546]	1.58	0.62
1:A:237:ARG:NH1	1:B:218:HIS:N[2_546]	1.59	0.61
1:A:286:ARG:CD	1:B:251:ASN:N[2_546]	1.59	0.61
1:A:362:LEU:CD2	1:D:167:THR:CA[2_546]	1.59	0.61
1:A:367:GLU:CD	1:D:156:PHE:CZ[2_546]	1.59	0.61
1:B:19:THR:O	1:D:174:ASP:CB[2_546]	1.59	0.61
1:B:39:VAL:CG1	1:D:182:ASP:CG[2_546]	1.59	0.61
1:B:41:TYR:OH	1:D:192:ALA:CB[2_546]	1.59	0.61
1:B:47:THR:O	1:D:49:TYR:N[2_546]	1.59	0.61
1:B:53:TYR:N	1:D:65:LEU:CB[2_546]	1.59	0.61
1:B:54:GLY:N	1:D:65:LEU:CA[2_546]	1.59	0.61
1:B:54:GLY:N	1:D:65:LEU:CB[2_546]	1.59	0.61
1:B:59:LYS:CA	1:D:115:ASN:CA[2_546]	1.59	0.61
1:B:61:GLU:CD	1:D:118:GLU:OE1[2_546]	1.59	0.61
1:B:170:ILE:CA	1:C:364:VAL:CG2[2_546]	1.59	0.61
1:B:171:ASN:CG	1:D:16:THR:N[2_546]	1.59	0.61
1:B:177:LEU:C	1:D:30:TYR:C[2_546]	1.59	0.61
1:B:178:ILE:C	1:D:30:TYR:CB[2_546]	1.59	0.61
1:B:183:HIS:N	1:D:39:VAL:N[2_546]	1.59	0.61
1:B:186:PRO:N	1:D:40:ASN:OD1[2_546]	1.59	0.61
1:B:188:SER:CA	1:D:41:TYR:CE1[2_546]	1.59	0.61
1:B:189:THR:N	1:D:41:TYR:CG[2_546]	1.59	0.61
1:B:260:VAL:CG1	1:D:271:PHE:CA[2_546]	1.59	0.61
1:B:263:THR:C	1:D:312:THR:N[2_546]	1.59	0.61
1:B:313:ASP:CB	1:D:26:GLY:C[2_546]	1.59	0.61
1:B:314:PHE:CE2	1:D:262:LYS:N[2_546]	1.59	0.61
1:B:333:LEU:C	1:C:369:GLN:N[2_546]	1.59	0.61
1:A:362:LEU:CA	1:D:167:THR:O[2_546]	1.60	0.60
1:B:17:ASN:C	1:D:45:GLU:OE1[2_546]	1.60	0.60
1:B:19:THR:CG2	1:D:178:ILE:CG1[2_546]	1.60	0.60
1:B:29:ARG:NE	1:D:337:SER:N[2_546]	1.60	0.60
1:B:37:ASP:CA	1:D:342:TRP:CB[2_546]	1.60	0.60
1:B:41:TYR:CD1	1:D:342:TRP:C[2_546]	1.60	0.60
1:B:41:TYR:O	1:D:346:ILE:C[2_546]	1.60	0.60
1:B:44:TYR:CD2	1:D:54:GLY:O[2_546]	1.60	0.60
1:B:44:TYR:CG	1:D:31:ARG:NE[2_546]	1.60	0.60
1:B:48:ILE:C	1:D:49:TYR:CD2[2_546]	1.60	0.60
1:B:117:LYS:CG	1:D:60:LYS:O[2_546]	1.60	0.60
1:B:176:ALA:C	1:D:31:ARG:N[2_546]	1.60	0.60
1:B:186:PRO:N	1:D:40:ASN:CG[2_546]	1.60	0.60

Continued on next page...

Continued from previous page...

Atom-1	Atom-2	Interatomic distance (Å)	Clash overlap (Å)
1:B:226:PHE:CA	1:D:25:LYS:CD[2_546]	1.60	0.60
1:B:264:TYR:OH	1:D:258:HIS:CG[2_546]	1.60	0.60
1:B:295:LEU:O	1:D:307:GLY:CA[2_546]	1.60	0.60
1:B:296:GLU:CG	1:D:258:HIS:O[2_546]	1.60	0.60
1:B:302:GLN:CD	1:D:303:PHE:CA[2_546]	1.60	0.60
1:B:303:PHE:O	1:D:256:PHE:CG[2_546]	1.60	0.60
1:B:339:THR:CB	1:D:56:LEU:CD1[2_546]	1.60	0.60
1:B:341:GLY:CA	1:D:46:GLU:CD[2_546]	1.60	0.60
1:B:342:TRP:CB	1:C:371:TYR:CE2[2_546]	1.60	0.60
1:A:360:ARG:NH2	1:D:277:THR:OG1[2_546]	1.61	0.59
1:B:19:THR:OG1	1:D:178:ILE:CD1[2_546]	1.61	0.59
1:B:29:ARG:N	1:D:177:LEU:CA[2_546]	1.61	0.59
1:B:36:GLU:CD	1:D:338:ARG:NH1[2_546]	1.61	0.59
1:B:44:TYR:CG	1:D:31:ARG:CD[2_546]	1.61	0.59
1:B:51:MET:SD	1:D:47:THR:N[2_546]	1.61	0.59
1:B:54:GLY:CA	1:D:65:LEU:O[2_546]	1.61	0.59
1:B:61:GLU:OE2	1:D:118:GLU:CD[2_546]	1.61	0.59
1:B:121:ILE:CA	1:D:55:LYS:NZ[2_546]	1.61	0.59
1:B:171:ASN:C	1:D:16:THR:CA[2_546]	1.61	0.59
1:B:176:ALA:O	1:D:30:TYR:C[2_546]	1.61	0.59
1:B:188:SER:C	1:D:41:TYR:CE1[2_546]	1.61	0.59
1:B:259:ARG:CB	1:D:269:LYS:O[2_546]	1.61	0.59
1:B:260:VAL:CB	1:D:270:ILE:C[2_546]	1.61	0.59
1:B:262:LYS:CG	1:D:315:TYR:CG[2_546]	1.61	0.59
1:B:265:ASP:CA	1:D:267:ARG:NE[2_546]	1.61	0.59
1:B:296:GLU:OE2	1:D:258:HIS:O[2_546]	1.61	0.59
1:B:301:LYS:N	1:D:308:ILE:CG2[2_546]	1.61	0.59
1:B:302:GLN:C	1:D:303:PHE:CD1[2_546]	1.61	0.59
1:B:312:THR:O	1:D:28:LEU:N[2_546]	1.61	0.59
1:B:313:ASP:C	1:D:26:GLY:CA[2_546]	1.61	0.59
1:B:332:ALA:N	1:C:368:TYR:CZ[2_546]	1.61	0.59
1:B:334:PHE:CG	1:D:34:ASN:CG[2_546]	1.61	0.59
1:B:335:ALA:N	1:C:369:GLN:O[2_546]	1.61	0.59
1:B:339:THR:C	1:D:56:LEU:CG[2_546]	1.61	0.59
1:B:345:HIS:CD2	1:D:42:GLY:N[2_546]	1.61	0.59
1:B:34:ASN:CA	1:D:338:ARG:N[2_546]	1.62	0.58
1:B:48:ILE:CG1	1:D:55:LYS:O[2_546]	1.62	0.58
1:B:56:LEU:CG	1:D:120:ALA:O[2_546]	1.62	0.58
1:B:115:ASN:ND2	1:D:60:LYS:CG[2_546]	1.62	0.58
1:B:124:ILE:CG2	1:D:55:LYS:CB[2_546]	1.62	0.58
1:B:172:ALA:CB	1:C:363:TYR:N[2_546]	1.62	0.58

Continued on next page...

Continued from previous page...

Atom-1	Atom-2	Interatomic distance (Å)	Clash overlap (Å)
1:B:184:GLU:OE2	1:D:270:ILE:CB[2_546]	1.62	0.58
1:B:189:THR:OG1	1:D:41:TYR:CA[2_546]	1.62	0.58
1:B:222:ALA:N	1:D:27:ILE:CD1[2_546]	1.62	0.58
1:B:263:THR:C	1:D:313:ASP:N[2_546]	1.62	0.58
1:B:263:THR:O	1:D:311:ASN:C[2_546]	1.62	0.58
1:B:296:GLU:OE1	1:D:259:ARG:C[2_546]	1.62	0.58
1:B:315:TYR:CE1	1:D:260:VAL:CB[2_546]	1.62	0.58
1:B:321:TYR:N	1:C:367:GLU:OE1[2_546]	1.62	0.58
1:B:334:PHE:CG	1:D:34:ASN:ND2[2_546]	1.62	0.58
1:B:341:GLY:N	1:D:46:GLU:OE2[2_546]	1.62	0.58
1:B:342:TRP:CH2	1:C:371:TYR:CB[2_546]	1.62	0.58
1:B:351:GLU:OE1	1:D:63:ASN:CG[2_546]	1.62	0.58
1:A:111:LYS:CB	1:A:245:LYS:CE[2_556]	1.63	0.57
1:A:363:TYR:CE2	1:D:153:ALA:CB[2_546]	1.63	0.57
1:B:25:LYS:NZ	1:D:223:GLU:OE2[2_546]	1.63	0.57
1:B:35:ILE:CG1	1:D:182:ASP:N[2_546]	1.63	0.57
1:B:37:ASP:N	1:D:342:TRP:N[2_546]	1.63	0.57
1:B:38:LEU:CD1	1:D:340:LEU:CD1[2_546]	1.63	0.57
1:B:53:TYR:C	1:D:65:LEU:N[2_546]	1.63	0.57
1:B:54:GLY:N	1:D:65:LEU:CG[2_546]	1.63	0.57
1:B:169:GLU:O	1:C:364:VAL:C[2_546]	1.63	0.57
1:B:171:ASN:CB	1:D:15:VAL:O[2_546]	1.63	0.57
1:B:189:THR:CG2	1:D:41:TYR:C[2_546]	1.63	0.57
1:B:258:HIS:NE2	1:D:270:ILE:CB[2_546]	1.63	0.57
1:B:259:ARG:N	1:D:269:LYS:C[2_546]	1.63	0.57
1:B:260:VAL:C	1:D:271:PHE:C[2_546]	1.63	0.57
1:B:264:TYR:CD2	1:D:258:HIS:CE1[2_546]	1.63	0.57
1:B:271:PHE:N	1:D:21:ILE:CG1[2_546]	1.63	0.57
1:B:303:PHE:O	1:D:256:PHE:CD1[2_546]	1.63	0.57
1:B:306:LYS:CB	1:D:296:GLU:C[2_546]	1.63	0.57
1:B:347:ILE:CD1	1:D:59:LYS:CA[2_546]	1.63	0.57
1:B:18:LEU:CD2	1:D:45:GLU:CB[2_546]	1.64	0.56
1:B:20:PHE:N	1:D:174:ASP:C[2_546]	1.64	0.56
1:B:21:ILE:N	1:D:176:ALA:C[2_546]	1.64	0.56
1:B:38:LEU:CG	1:D:340:LEU:C[2_546]	1.64	0.56
1:B:53:TYR:CA	1:D:65:LEU:CB[2_546]	1.64	0.56
1:B:117:LYS:N	1:D:60:LYS:CA[2_546]	1.64	0.56
1:B:117:LYS:CG	1:D:61:GLU:N[2_546]	1.64	0.56
1:B:171:ASN:CG	1:D:15:VAL:O[2_546]	1.64	0.56
1:B:171:ASN:CG	1:D:15:VAL:C[2_546]	1.64	0.56
1:B:174:ASP:CA	1:D:17:ASN:C[2_546]	1.64	0.56

Continued on next page...

Continued from previous page...

Atom-1	Atom-2	Interatomic distance (Å)	Clash overlap (Å)
1:B:181:THR:C	1:D:38:LEU:CG[2_546]	1.64	0.56
1:B:254:MET:O	1:D:263:THR:CB[2_546]	1.64	0.56
1:B:256:PHE:CB	1:D:264:TYR:N[2_546]	1.64	0.56
1:B:260:VAL:CA	1:D:271:PHE:N[2_546]	1.64	0.56
1:B:263:THR:CG2	1:D:313:ASP:N[2_546]	1.64	0.56
1:B:263:THR:N	1:D:314:PHE:N[2_546]	1.64	0.56
1:B:269:LYS:CB	1:D:183:HIS:CD2[2_546]	1.64	0.56
1:B:271:PHE:CE1	1:D:20:PHE:O[2_546]	1.64	0.56
1:B:272:LYS:CG	1:D:260:VAL:CG1[2_546]	1.64	0.56
1:B:296:GLU:OE2	1:D:259:ARG:N[2_546]	1.64	0.56
1:B:296:GLU:OE1	1:D:260:VAL:N[2_546]	1.64	0.56
1:B:302:GLN:CA	1:D:303:PHE:CA[2_546]	1.64	0.56
1:B:311:ASN:CB	1:D:266:PRO:CA[2_546]	1.64	0.56
1:B:311:ASN:O	1:D:261:TYR:CE2[2_546]	1.64	0.56
1:B:338:ARG:NH1	1:D:37:ASP:N[2_546]	1.64	0.56
1:B:19:THR:OG1	1:D:178:ILE:CG1[2_546]	1.65	0.55
1:B:25:LYS:NZ	1:D:223:GLU:CD[2_546]	1.65	0.55
1:B:31:ARG:CZ	1:D:45:GLU:CG[2_546]	1.65	0.55
1:B:37:ASP:C	1:D:342:TRP:CA[2_546]	1.65	0.55
1:B:39:VAL:O	1:D:345:HIS:ND1[2_546]	1.65	0.55
1:B:39:VAL:N	1:D:341:GLY:O[2_546]	1.65	0.55
1:B:45:GLU:CA	1:D:53:TYR:CA[2_546]	1.65	0.55
1:B:48:ILE:O	1:D:49:TYR:CD2[2_546]	1.65	0.55
1:B:50:LEU:CD2	1:D:48:ILE:CG1[2_546]	1.65	0.55
1:B:52:LEU:CD1	1:D:57:PRO:CB[2_546]	1.65	0.55
1:B:173:MET:O	1:D:17:ASN:ND2[2_546]	1.65	0.55
1:B:177:LEU:O	1:D:30:TYR:C[2_546]	1.65	0.55
1:B:186:PRO:CD	1:D:40:ASN:CG[2_546]	1.65	0.55
1:B:188:SER:CB	1:D:41:TYR:OH[2_546]	1.65	0.55
1:B:257:GLY:CA	1:D:264:TYR:CG[2_546]	1.65	0.55
1:B:262:LYS:CE	1:D:315:TYR:CD1[2_546]	1.65	0.55
1:B:265:ASP:CG	1:D:267:ARG:NE[2_546]	1.65	0.55
1:B:278:LEU:CD2	1:C:362:LEU:CG[2_546]	1.65	0.55
1:B:298:LEU:N	1:D:306:LYS:O[2_546]	1.65	0.55
1:B:314:PHE:CE2	1:D:23:GLY:O[2_546]	1.65	0.55
1:B:342:TRP:CD1	1:C:371:TYR:CE2[2_546]	1.65	0.55
1:A:109:ASN:N	1:A:248:ASN:C[2_556]	1.66	0.54
1:A:361:ALA:CB	1:D:171:ASN:OD1[2_546]	1.66	0.54
1:A:362:LEU:CD1	1:D:166:THR:O[2_546]	1.66	0.54
1:B:17:ASN:CB	1:D:45:GLU:OE2[2_546]	1.66	0.54
1:B:19:THR:N	1:D:174:ASP:OD2[2_546]	1.66	0.54

Continued on next page...

Continued from previous page...

Atom-1	Atom-2	Interatomic distance (Å)	Clash overlap (Å)
1:B:24:GLU:OE2	1:D:318:ILE:C[2_546]	1.66	0.54
1:B:24:GLU:C	1:D:317:GLY:N[2_546]	1.66	0.54
1:B:37:ASP:OD1	1:D:342:TRP:CD2[2_546]	1.66	0.54
1:B:53:TYR:CD2	1:D:64:ASP:CB[2_546]	1.66	0.54
1:B:127:MET:SD	1:C:370:GLU:OE2[2_546]	1.66	0.54
1:B:180:TYR:C	1:D:38:LEU:CD1[2_546]	1.66	0.54
1:B:180:TYR:N	1:D:30:TYR:CB[2_546]	1.66	0.54
1:B:255:GLY:CA	1:D:263:THR:CG2[2_546]	1.66	0.54
1:B:259:ARG:O	1:D:272:LYS:CA[2_546]	1.66	0.54
1:B:259:ARG:C	1:D:272:LYS:N[2_546]	1.66	0.54
1:B:261:TYR:CG	1:D:267:ARG:O[2_546]	1.66	0.54
1:B:262:LYS:C	1:D:314:PHE:CA[2_546]	1.66	0.54
1:B:265:ASP:CA	1:D:267:ARG:CZ[2_546]	1.66	0.54
1:B:270:ILE:N	1:D:184:GLU:N[2_546]	1.66	0.54
1:B:270:ILE:CG1	1:D:183:HIS:N[2_546]	1.66	0.54
1:B:271:PHE:CE1	1:D:29:ARG:N[2_546]	1.66	0.54
1:B:303:PHE:CA	1:D:256:PHE:CD2[2_546]	1.66	0.54
1:B:308:ILE:C	1:D:310:PRO:CB[2_546]	1.66	0.54
1:B:310:PRO:O	1:D:265:ASP:CG[2_546]	1.66	0.54
1:B:312:THR:CA	1:D:266:PRO:CG[2_546]	1.66	0.54
1:B:337:SER:CA	1:D:33:TYR:CD2[2_546]	1.66	0.54
1:B:338:ARG:NH1	1:D:37:ASP:CA[2_546]	1.66	0.54
1:B:340:LEU:CB	1:D:56:LEU:CD2[2_546]	1.66	0.54
1:A:108:LYS:N	1:A:248:ASN:CG[2_556]	1.67	0.53
1:A:111:LYS:O	1:A:245:LYS:CD[2_556]	1.67	0.53
1:A:362:LEU:CB	1:D:167:THR:C[2_546]	1.67	0.53
1:A:363:TYR:CA	1:D:170:ILE:C[2_546]	1.67	0.53
1:B:22:ASP:CG	1:D:320:PHE:CD2[2_546]	1.67	0.53
1:B:23:GLY:O	1:D:316:SER:CA[2_546]	1.67	0.53
1:B:33:TYR:C	1:D:44:TYR:OH[2_546]	1.67	0.53
1:B:38:LEU:N	1:D:341:GLY:CA[2_546]	1.67	0.53
1:B:39:VAL:O	1:D:345:HIS:CB[2_546]	1.67	0.53
1:B:44:TYR:CD2	1:D:54:GLY:C[2_546]	1.67	0.53
1:B:46:GLU:CA	1:D:52:LEU:O[2_546]	1.67	0.53
1:B:47:THR:CB	1:D:51:MET:C[2_546]	1.67	0.53
1:B:59:LYS:N	1:D:115:ASN:N[2_546]	1.67	0.53
1:B:62:LEU:CB	1:D:117:LYS:CE[2_546]	1.67	0.53
1:B:156:PHE:CD2	1:C:366:PRO:CD[2_546]	1.67	0.53
1:B:175:LYS:CB	1:D:19:THR:N[2_546]	1.67	0.53
1:B:180:TYR:CD2	1:D:35:ILE:N[2_546]	1.67	0.53
1:B:229:PHE:CD1	1:D:24:GLU:CD[2_546]	1.67	0.53

Continued on next page...

Continued from previous page...

Atom-1	Atom-2	Interatomic distance (Å)	Clash overlap (Å)
1:B:258:HIS:CB	1:D:268:ALA:CA[2_546]	1.67	0.53
1:B:278:LEU:CG	1:C:362:LEU:CD1[2_546]	1.67	0.53
1:B:296:GLU:CA	1:D:262:LYS:NZ[2_546]	1.67	0.53
1:B:302:GLN:CG	1:D:303:PHE:N[2_546]	1.67	0.53
1:B:304:SER:CA	1:D:256:PHE:CD1[2_546]	1.67	0.53
1:B:309:TYR:C	1:D:310:PRO:O[2_546]	1.67	0.53
1:B:313:ASP:CA	1:D:27:ILE:CA[2_546]	1.67	0.53
1:B:337:SER:OG	1:D:33:TYR:CB[2_546]	1.67	0.53
1:B:342:TRP:CG	1:C:371:TYR:CD2[2_546]	1.67	0.53
1:A:362:LEU:CD1	1:D:170:ILE:N[2_546]	1.68	0.52
1:A:369:GLN:CG	1:D:124:ILE:O[2_546]	1.68	0.52
1:B:22:ASP:OD1	1:D:320:PHE:CE1[2_546]	1.68	0.52
1:B:28:LEU:CA	1:D:180:TYR:N[2_546]	1.68	0.52
1:B:28:LEU:CD1	1:D:178:ILE:O[2_546]	1.68	0.52
1:B:29:ARG:CZ	1:D:336:LEU:CB[2_546]	1.68	0.52
1:B:30:TYR:N	1:D:44:TYR:CZ[2_546]	1.68	0.52
1:B:35:ILE:CB	1:D:181:THR:CB[2_546]	1.68	0.52
1:B:36:GLU:OE2	1:D:338:ARG:NH2[2_546]	1.68	0.52
1:B:42:GLY:N	1:D:344:ALA:O[2_546]	1.68	0.52
1:B:48:ILE:CA	1:D:49:TYR:CD2[2_546]	1.68	0.52
1:B:59:LYS:N	1:D:115:ASN:C[2_546]	1.68	0.52
1:B:59:LYS:CB	1:D:114:GLU:O[2_546]	1.68	0.52
1:B:112:TRP:CE2	1:D:59:LYS:NZ[2_546]	1.68	0.52
1:B:169:GLU:O	1:C:364:VAL:CG2[2_546]	1.68	0.52
1:B:180:TYR:CG	1:D:29:ARG:CA[2_546]	1.68	0.52
1:B:229:PHE:CZ	1:D:24:GLU:C[2_546]	1.68	0.52
1:B:242:PHE:CZ	1:D:304:SER:C[2_546]	1.68	0.52
1:B:264:TYR:CZ	1:D:258:HIS:NE2[2_546]	1.68	0.52
1:B:276:LEU:CB	1:C:360:ARG:NE[2_546]	1.68	0.52
1:B:305:SER:C	1:D:253:LEU:CD2[2_546]	1.68	0.52
1:B:306:LYS:CD	1:D:299:GLY:N[2_546]	1.68	0.52
1:B:306:LYS:CE	1:D:299:GLY:CA[2_546]	1.68	0.52
1:B:311:ASN:CA	1:D:265:ASP:CA[2_546]	1.68	0.52
1:B:314:PHE:CA	1:D:26:GLY:CA[2_546]	1.68	0.52
1:B:335:ALA:CB	1:C:370:GLU:CA[2_546]	1.68	0.52
1:B:338:ARG:NH2	1:D:35:ILE:O[2_546]	1.68	0.52
1:B:338:ARG:NH2	1:D:35:ILE:C[2_546]	1.68	0.52
1:B:342:TRP:CD2	1:C:371:TYR:CG[2_546]	1.68	0.52
1:B:347:ILE:CG1	1:D:59:LYS:CB[2_546]	1.68	0.52
1:A:109:ASN:CG	1:A:246:VAL:O[2_556]	1.69	0.51
1:A:111:LYS:C	1:A:245:LYS:CE[2_556]	1.69	0.51

Continued on next page...

Continued from previous page...

Atom-1	Atom-2	Interatomic distance (Å)	Clash overlap (Å)
1:B:30:TYR:C	1:D:44:TYR:CG[2_546]	1.69	0.51
1:B:36:GLU:N	1:D:338:ARG:CD[2_546]	1.69	0.51
1:B:36:GLU:CA	1:D:338:ARG:CD[2_546]	1.69	0.51
1:B:37:ASP:N	1:D:338:ARG:O[2_546]	1.69	0.51
1:B:37:ASP:CB	1:D:339:THR:C[2_546]	1.69	0.51
1:B:41:TYR:CD1	1:D:342:TRP:O[2_546]	1.69	0.51
1:B:45:GLU:C	1:D:52:LEU:C[2_546]	1.69	0.51
1:B:59:LYS:CG	1:D:114:GLU:C[2_546]	1.69	0.51
1:B:171:ASN:C	1:D:16:THR:N[2_546]	1.69	0.51
1:B:186:PRO:N	1:D:40:ASN:CB[2_546]	1.69	0.51
1:B:242:PHE:CE1	1:D:307:GLY:N[2_546]	1.69	0.51
1:B:242:PHE:CD2	1:D:305:SER:CA[2_546]	1.69	0.51
1:B:267:ARG:NH1	1:D:35:ILE:CG1[2_546]	1.69	0.51
1:B:300:ILE:CD1	1:D:257:GLY:C[2_546]	1.69	0.51
1:B:306:LYS:CD	1:D:296:GLU:O[2_546]	1.69	0.51
1:B:311:ASN:CA	1:D:265:ASP:C[2_546]	1.69	0.51
1:B:315:TYR:CE1	1:D:260:VAL:CA[2_546]	1.69	0.51
1:B:334:PHE:CE1	1:D:34:ASN:CA[2_546]	1.69	0.51
1:B:335:ALA:CA	1:C:369:GLN:O[2_546]	1.69	0.51
1:B:337:SER:C	1:D:33:TYR:CB[2_546]	1.69	0.51
1:B:342:TRP:CZ3	1:C:371:TYR:CA[2_546]	1.69	0.51
1:A:361:ALA:N	1:D:171:ASN:CG[2_546]	1.70	0.50
1:A:362:LEU:CD2	1:D:167:THR:N[2_546]	1.70	0.50
1:B:20:PHE:CD1	1:D:173:MET:C[2_546]	1.70	0.50
1:B:21:ILE:CD1	1:D:175:LYS:CB[2_546]	1.70	0.50
1:B:23:GLY:CA	1:D:271:PHE:CD2[2_546]	1.70	0.50
1:B:33:TYR:CG	1:D:124:ILE:CG1[2_546]	1.70	0.50
1:B:34:ASN:O	1:D:338:ARG:O[2_546]	1.70	0.50
1:B:52:LEU:CD2	1:D:57:PRO:CG[2_546]	1.70	0.50
1:B:170:ILE:N	1:C:364:VAL:CG2[2_546]	1.70	0.50
1:B:172:ALA:CA	1:D:16:THR:O[2_546]	1.70	0.50
1:B:177:LEU:O	1:D:30:TYR:O[2_546]	1.70	0.50
1:B:182:ASP:N	1:D:38:LEU:CB[2_546]	1.70	0.50
1:B:183:HIS:CB	1:D:39:VAL:CG1[2_546]	1.70	0.50
1:B:226:PHE:N	1:D:25:LYS:CB[2_546]	1.70	0.50
1:B:262:LYS:CG	1:D:315:TYR:N[2_546]	1.70	0.50
1:B:264:TYR:CE1	1:D:258:HIS:CB[2_546]	1.70	0.50
1:B:309:TYR:CG	1:D:311:ASN:CA[2_546]	1.70	0.50
1:B:311:ASN:C	1:D:266:PRO:CG[2_546]	1.70	0.50
1:B:314:PHE:CA	1:D:26:GLY:N[2_546]	1.70	0.50
1:B:315:TYR:O	1:D:22:ASP:CA[2_546]	1.70	0.50

Continued on next page...

Continued from previous page...

Atom-1	Atom-2	Interatomic distance (Å)	Clash overlap (Å)
1:A:237:ARG:CZ	1:B:217:LEU:C[2_546]	1.71	0.49
1:A:363:TYR:OH	1:D:152:PHE:CD2[2_546]	1.71	0.49
1:B:27:ILE:CG1	1:D:334:PHE:CA[2_546]	1.71	0.49
1:B:30:TYR:CE2	1:D:47:THR:CG2[2_546]	1.71	0.49
1:B:34:ASN:CB	1:D:338:ARG:C[2_546]	1.71	0.49
1:B:37:ASP:O	1:D:342:TRP:O[2_546]	1.71	0.49
1:B:39:VAL:CG2	1:D:345:HIS:NE2[2_546]	1.71	0.49
1:B:46:GLU:CD	1:D:347:ILE:CD1[2_546]	1.71	0.49
1:B:49:TYR:CG	1:D:53:TYR:CE1[2_546]	1.71	0.49
1:B:55:LYS:CB	1:D:121:ILE:CG2[2_546]	1.71	0.49
1:B:124:ILE:CD1	1:D:56:LEU:C[2_546]	1.71	0.49
1:B:172:ALA:CB	1:C:363:TYR:CB[2_546]	1.71	0.49
1:B:173:MET:CB	1:C:364:VAL:C[2_546]	1.71	0.49
1:B:263:THR:OG1	1:D:313:ASP:N[2_546]	1.71	0.49
1:B:264:TYR:CD2	1:D:258:HIS:ND1[2_546]	1.71	0.49
1:B:297:GLU:O	1:D:308:ILE:CG1[2_546]	1.71	0.49
1:B:306:LYS:CB	1:D:296:GLU:CA[2_546]	1.71	0.49
1:B:306:LYS:O	1:D:296:GLU:CB[2_546]	1.71	0.49
1:B:314:PHE:O	1:D:22:ASP:O[2_546]	1.71	0.49
1:B:335:ALA:C	1:C:369:GLN:O[2_546]	1.71	0.49
1:B:337:SER:N	1:D:33:TYR:CE2[2_546]	1.71	0.49
1:B:345:HIS:CE1	1:D:42:GLY:C[2_546]	1.71	0.49
1:A:109:ASN:ND2	1:A:251:ASN:N[2_556]	1.72	0.48
1:A:110:PHE:CA	1:A:244:ASP:O[2_556]	1.72	0.48
1:A:290:GLU:CD	1:B:245:LYS:NZ[2_546]	1.72	0.48
1:A:367:GLU:CB	1:D:156:PHE:CD2[2_546]	1.72	0.48
1:B:31:ARG:NE	1:D:45:GLU:CG[2_546]	1.72	0.48
1:B:39:VAL:CB	1:D:182:ASP:OD2[2_546]	1.72	0.48
1:B:57:PRO:O	1:D:117:LYS:C[2_546]	1.72	0.48
1:B:57:PRO:CA	1:D:118:GLU:CA[2_546]	1.72	0.48
1:B:59:LYS:N	1:D:115:ASN:CG[2_546]	1.72	0.48
1:B:170:ILE:N	1:C:364:VAL:CG1[2_546]	1.72	0.48
1:B:173:MET:SD	1:C:366:PRO:C[2_546]	1.72	0.48
1:B:174:ASP:CG	1:D:31:ARG:NH1[2_546]	1.72	0.48
1:B:180:TYR:CZ	1:D:28:LEU:O[2_546]	1.72	0.48
1:B:222:ALA:CB	1:D:27:ILE:CD1[2_546]	1.72	0.48
1:B:261:TYR:CD2	1:D:271:PHE:CE1[2_546]	1.72	0.48
1:B:263:THR:C	1:D:312:THR:CA[2_546]	1.72	0.48
1:B:268:ALA:CA	1:D:183:HIS:NE2[2_546]	1.72	0.48
1:B:301:LYS:O	1:D:303:PHE:CG[2_546]	1.72	0.48
1:B:302:GLN:NE2	1:D:302:GLN:CA[2_546]	1.72	0.48

Continued on next page...

Continued from previous page...

Atom-1	Atom-2	Interatomic distance (Å)	Clash overlap (Å)
1:B:304:SER:OG	1:D:256:PHE:CB[2_546]	1.72	0.48
1:B:306:LYS:CE	1:D:299:GLY:C[2_546]	1.72	0.48
1:B:306:LYS:CE	1:D:299:GLY:N[2_546]	1.72	0.48
1:B:308:ILE:C	1:D:310:PRO:C[2_546]	1.72	0.48
1:B:314:PHE:CZ	1:D:262:LYS:CA[2_546]	1.72	0.48
1:B:316:SER:OG	1:D:27:ILE:CB[2_546]	1.72	0.48
1:B:320:PHE:CE1	1:D:29:ARG:CZ[2_546]	1.72	0.48
1:B:320:PHE:CD2	1:C:367:GLU:CB[2_546]	1.72	0.48
1:B:332:ALA:N	1:C:368:TYR:CD2[2_546]	1.72	0.48
1:B:341:GLY:O	1:D:46:GLU:CD[2_546]	1.72	0.48
1:A:110:PHE:CD1	1:A:249:GLN:CD[2_556]	1.73	0.47
1:A:286:ARG:CZ	1:B:251:ASN:N[2_546]	1.73	0.47
1:B:24:GLU:CB	1:D:317:GLY:C[2_546]	1.73	0.47
1:B:27:ILE:CD1	1:D:334:PHE:C[2_546]	1.73	0.47
1:B:29:ARG:CG	1:D:337:SER:CB[2_546]	1.73	0.47
1:B:36:GLU:CD	1:D:338:ARG:NE[2_546]	1.73	0.47
1:B:38:LEU:C	1:D:341:GLY:O[2_546]	1.73	0.47
1:B:38:LEU:CD1	1:D:340:LEU:CD2[2_546]	1.73	0.47
1:B:47:THR:CG2	1:D:47:THR:O[2_546]	1.73	0.47
1:B:62:LEU:CA	1:D:117:LYS:NZ[2_546]	1.73	0.47
1:B:117:LYS:N	1:D:60:LYS:CB[2_546]	1.73	0.47
1:B:186:PRO:CG	1:D:40:ASN:ND2[2_546]	1.73	0.47
1:B:188:SER:C	1:D:41:TYR:CD2[2_546]	1.73	0.47
1:B:189:THR:N	1:D:41:TYR:CZ[2_546]	1.73	0.47
1:B:242:PHE:CB	1:D:305:SER:O[2_546]	1.73	0.47
1:B:259:ARG:C	1:D:273:LYS:N[2_546]	1.73	0.47
1:B:262:LYS:CD	1:D:315:TYR:CD1[2_546]	1.73	0.47
1:B:311:ASN:CG	1:D:266:PRO:N[2_546]	1.73	0.47
1:B:312:THR:O	1:D:27:ILE:O[2_546]	1.73	0.47
1:B:314:PHE:C	1:D:23:GLY:N[2_546]	1.73	0.47
1:B:335:ALA:O	1:C:370:GLU:O[2_546]	1.73	0.47
1:A:108:LYS:O	1:A:248:ASN:N[2_556]	1.74	0.46
1:A:286:ARG:NH2	1:B:246:VAL:CA[2_546]	1.74	0.46
1:A:364:VAL:CG1	1:D:170:ILE:CG1[2_546]	1.74	0.46
1:B:31:ARG:CG	1:D:48:ILE:CD1[2_546]	1.74	0.46
1:B:33:TYR:OH	1:D:121:ILE:O[2_546]	1.74	0.46
1:B:39:VAL:CB	1:D:345:HIS:NE2[2_546]	1.74	0.46
1:B:40:ASN:N	1:D:345:HIS:CD2[2_546]	1.74	0.46
1:B:46:GLU:CA	1:D:52:LEU:CA[2_546]	1.74	0.46
1:B:47:THR:OG1	1:D:51:MET:N[2_546]	1.74	0.46
1:B:56:LEU:O	1:D:118:GLU:C[2_546]	1.74	0.46

Continued on next page...

Continued from previous page...

Atom-1	Atom-2	Interatomic distance (Å)	Clash overlap (Å)
1:B:59:LYS:CG	1:D:113:LYS:O[2_546]	1.74	0.46
1:B:59:LYS:C	1:D:114:GLU:O[2_546]	1.74	0.46
1:B:171:ASN:CB	1:D:16:THR:CA[2_546]	1.74	0.46
1:B:173:MET:CA	1:C:364:VAL:O[2_546]	1.74	0.46
1:B:175:LYS:C	1:D:18:LEU:CA[2_546]	1.74	0.46
1:B:188:SER:CB	1:D:41:TYR:CE1[2_546]	1.74	0.46
1:B:189:THR:OG1	1:D:41:TYR:CB[2_546]	1.74	0.46
1:B:256:PHE:CE2	1:D:309:TYR:N[2_546]	1.74	0.46
1:B:271:PHE:CB	1:D:21:ILE:CA[2_546]	1.74	0.46
1:B:296:GLU:CD	1:D:258:HIS:O[2_546]	1.74	0.46
1:B:306:LYS:CE	1:D:298:LEU:O[2_546]	1.74	0.46
1:B:314:PHE:C	1:D:23:GLY:CA[2_546]	1.74	0.46
1:B:316:SER:N	1:D:21:ILE:C[2_546]	1.74	0.46
1:B:316:SER:N	1:D:22:ASP:CA[2_546]	1.74	0.46
1:B:339:THR:C	1:D:56:LEU:CD2[2_546]	1.74	0.46
1:B:341:GLY:C	1:C:371:TYR:OH[2_546]	1.74	0.46
1:A:111:LYS:CE	1:A:241:TRP:CH2[2_556]	1.75	0.45
1:A:111:LYS:CB	1:A:245:LYS:CB[2_556]	1.75	0.45
1:A:362:LEU:C	1:D:171:ASN:N[2_546]	1.75	0.45
1:A:368:TYR:C	1:D:128:ALA:N[2_546]	1.75	0.45
1:B:23:GLY:N	1:D:271:PHE:CD2[2_546]	1.75	0.45
1:B:26:GLY:C	1:D:180:TYR:CD1[2_546]	1.75	0.45
1:B:36:GLU:CB	1:D:338:ARG:CG[2_546]	1.75	0.45
1:B:39:VAL:CG2	1:D:345:HIS:CD2[2_546]	1.75	0.45
1:B:44:TYR:CB	1:D:31:ARG:CD[2_546]	1.75	0.45
1:B:55:LYS:C	1:D:121:ILE:CG2[2_546]	1.75	0.45
1:B:58:THR:C	1:D:115:ASN:C[2_546]	1.75	0.45
1:B:167:THR:C	1:D:15:VAL:CG1[2_546]	1.75	0.45
1:B:169:GLU:C	1:C:364:VAL:CA[2_546]	1.75	0.45
1:B:180:TYR:N	1:D:30:TYR:N[2_546]	1.75	0.45
1:B:181:THR:C	1:D:38:LEU:CD1[2_546]	1.75	0.45
1:B:261:TYR:OH	1:D:179:LEU:CG[2_546]	1.75	0.45
1:B:268:ALA:CA	1:D:261:TYR:OH[2_546]	1.75	0.45
1:B:299:GLY:O	1:D:308:ILE:CA[2_546]	1.75	0.45
1:B:301:LYS:O	1:D:303:PHE:CE2[2_546]	1.75	0.45
1:B:302:GLN:NE2	1:D:302:GLN:O[2_546]	1.75	0.45
1:B:306:LYS:CB	1:D:296:GLU:O[2_546]	1.75	0.45
1:B:309:TYR:OH	1:D:255:GLY:CA[2_546]	1.75	0.45
1:B:309:TYR:N	1:D:311:ASN:N[2_546]	1.75	0.45
1:B:312:THR:OG1	1:D:28:LEU:CA[2_546]	1.75	0.45
1:B:315:TYR:O	1:D:22:ASP:N[2_546]	1.75	0.45

Continued on next page...

Continued from previous page...

Atom-1	Atom-2	Interatomic distance (Å)	Clash overlap (Å)
1:B:315:TYR:CA	1:D:22:ASP:N[2_546]	1.75	0.45
1:B:333:LEU:N	1:C:368:TYR:CB[2_546]	1.75	0.45
1:B:337:SER:CB	1:D:33:TYR:CG[2_546]	1.75	0.45
1:B:338:ARG:NE	1:D:37:ASP:C[2_546]	1.75	0.45
1:B:347:ILE:CG1	1:D:59:LYS:CA[2_546]	1.75	0.45
1:A:237:ARG:NH2	1:B:217:LEU:O[2_546]	1.76	0.44
1:A:363:TYR:CE2	1:D:153:ALA:CA[2_546]	1.76	0.44
1:A:367:GLU:CA	1:D:156:PHE:CD2[2_546]	1.76	0.44
1:B:12:ILE:CD1	1:D:168:ASP:N[2_546]	1.76	0.44
1:B:37:ASP:CG	1:D:339:THR:CA[2_546]	1.76	0.44
1:B:50:LEU:O	1:D:65:LEU:CD1[2_546]	1.76	0.44
1:B:62:LEU:CG	1:D:117:LYS:NZ[2_546]	1.76	0.44
1:B:171:ASN:CA	1:D:16:THR:CA[2_546]	1.76	0.44
1:B:178:ILE:CA	1:D:51:MET:SD[2_546]	1.76	0.44
1:B:179:LEU:CB	1:D:30:TYR:CD2[2_546]	1.76	0.44
1:B:184:GLU:C	1:D:39:VAL:C[2_546]	1.76	0.44
1:B:258:HIS:CB	1:D:269:LYS:CA[2_546]	1.76	0.44
1:B:259:ARG:O	1:D:272:LYS:N[2_546]	1.76	0.44
1:B:264:TYR:C	1:D:312:THR:CG2[2_546]	1.76	0.44
1:B:270:ILE:CA	1:D:184:GLU:CA[2_546]	1.76	0.44
1:B:299:GLY:O	1:D:308:ILE:CG2[2_546]	1.76	0.44
1:B:309:TYR:O	1:D:265:ASP:N[2_546]	1.76	0.44
1:B:309:TYR:CG	1:D:311:ASN:CB[2_546]	1.76	0.44
1:B:309:TYR:CZ	1:D:256:PHE:N[2_546]	1.76	0.44
1:B:334:PHE:O	1:D:33:TYR:CA[2_546]	1.76	0.44
1:B:336:LEU:CA	1:C:369:GLN:CB[2_546]	1.76	0.44
1:B:337:SER:CB	1:D:33:TYR:CA[2_546]	1.76	0.44
1:B:342:TRP:CE3	1:C:371:TYR:CD2[2_546]	1.76	0.44
1:B:345:HIS:NE2	1:D:42:GLY:CA[2_546]	1.76	0.44
1:A:362:LEU:CD2	1:D:166:THR:O[2_546]	1.77	0.43
1:B:21:ILE:CA	1:D:176:ALA:C[2_546]	1.77	0.43
1:B:23:GLY:N	1:D:271:PHE:CE2[2_546]	1.77	0.43
1:B:28:LEU:CB	1:D:180:TYR:CA[2_546]	1.77	0.43
1:B:33:TYR:CD2	1:D:124:ILE:CG1[2_546]	1.77	0.43
1:B:37:ASP:C	1:D:342:TRP:C[2_546]	1.77	0.43
1:B:40:ASN:CG	1:D:189:THR:CB[2_546]	1.77	0.43
1:B:44:TYR:CZ	1:D:50:LEU:CD1[2_546]	1.77	0.43
1:B:57:PRO:N	1:D:118:GLU:N[2_546]	1.77	0.43
1:B:57:PRO:CA	1:D:117:LYS:C[2_546]	1.77	0.43
1:B:59:LYS:CG	1:D:113:LYS:C[2_546]	1.77	0.43
1:B:121:ILE:CB	1:D:55:LYS:NZ[2_546]	1.77	0.43

Continued on next page...

Continued from previous page...

Atom-1	Atom-2	Interatomic distance (Å)	Clash overlap (Å)
1:B:174:ASP:N	1:D:17:ASN:CG[2_546]	1.77	0.43
1:B:175:LYS:O	1:D:19:THR:N[2_546]	1.77	0.43
1:B:177:LEU:CG	1:D:31:ARG:O[2_546]	1.77	0.43
1:B:222:ALA:CB	1:D:27:ILE:CG1[2_546]	1.77	0.43
1:B:226:PHE:CG	1:D:25:LYS:NZ[2_546]	1.77	0.43
1:B:264:TYR:CD1	1:D:258:HIS:ND1[2_546]	1.77	0.43
1:B:267:ARG:CZ	1:D:35:ILE:CD1[2_546]	1.77	0.43
1:A:111:LYS:CD	1:A:245:LYS:CB[2_556]	1.78	0.42
1:A:361:ALA:O	1:D:171:ASN:CG[2_546]	1.78	0.42
1:A:367:GLU:CB	1:D:156:PHE:CZ[2_546]	1.78	0.42
1:B:20:PHE:CE1	1:D:173:MET:CE[2_546]	1.78	0.42
1:B:22:ASP:C	1:D:271:PHE:CE2[2_546]	1.78	0.42
1:B:29:ARG:NE	1:D:336:LEU:C[2_546]	1.78	0.42
1:B:32:GLY:CA	1:D:152:PHE:CE2[2_546]	1.78	0.42
1:B:54:GLY:CA	1:D:65:LEU:C[2_546]	1.78	0.42
1:B:55:LYS:CA	1:D:121:ILE:CB[2_546]	1.78	0.42
1:B:60:LYS:N	1:D:114:GLU:O[2_546]	1.78	0.42
1:B:175:LYS:N	1:D:17:ASN:O[2_546]	1.78	0.42
1:B:189:THR:OG1	1:D:41:TYR:CG[2_546]	1.78	0.42
1:B:242:PHE:CD1	1:D:305:SER:C[2_546]	1.78	0.42
1:B:253:LEU:CB	1:D:309:TYR:OH[2_546]	1.78	0.42
1:B:299:GLY:CA	1:D:307:GLY:C[2_546]	1.78	0.42
1:B:306:LYS:CE	1:D:298:LEU:C[2_546]	1.78	0.42
1:B:332:ALA:O	1:C:369:GLN:CA[2_546]	1.78	0.42
1:B:347:ILE:CD1	1:D:59:LYS:N[2_546]	1.78	0.42
1:A:110:PHE:CA	1:A:249:GLN:OE1[2_556]	1.79	0.41
1:B:27:ILE:C	1:D:180:TYR:CB[2_546]	1.79	0.41
1:B:27:ILE:N	1:D:180:TYR:CZ[2_546]	1.79	0.41
1:B:29:ARG:CZ	1:D:333:LEU:O[2_546]	1.79	0.41
1:B:30:TYR:CA	1:D:44:TYR:CG[2_546]	1.79	0.41
1:B:31:ARG:NE	1:D:45:GLU:CB[2_546]	1.79	0.41
1:B:40:ASN:OD1	1:D:189:THR:CB[2_546]	1.79	0.41
1:B:41:TYR:CG	1:D:342:TRP:O[2_546]	1.79	0.41
1:B:44:TYR:O	1:D:54:GLY:N[2_546]	1.79	0.41
1:B:45:GLU:N	1:D:53:TYR:C[2_546]	1.79	0.41
1:B:49:TYR:CD1	1:D:53:TYR:CZ[2_546]	1.79	0.41
1:B:171:ASN:CA	1:D:16:THR:C[2_546]	1.79	0.41
1:B:175:LYS:CE	1:D:348:GLU:OE1[2_546]	1.79	0.41
1:B:183:HIS:CG	1:D:39:VAL:CG1[2_546]	1.79	0.41
1:B:226:PHE:CB	1:D:25:LYS:NZ[2_546]	1.79	0.41
1:B:242:PHE:CZ	1:D:304:SER:O[2_546]	1.79	0.41

Continued on next page...

Continued from previous page...

Atom-1	Atom-2	Interatomic distance (Å)	Clash overlap (Å)
1:B:257:GLY:O	1:D:264:TYR:CD2[2_546]	1.79	0.41
1:B:259:ARG:N	1:D:269:LYS:CA[2_546]	1.79	0.41
1:B:263:THR:C	1:D:312:THR:C[2_546]	1.79	0.41
1:B:263:THR:C	1:D:311:ASN:C[2_546]	1.79	0.41
1:B:298:LEU:CA	1:D:306:LYS:C[2_546]	1.79	0.41
1:B:303:PHE:CZ	1:D:304:SER:CA[2_546]	1.79	0.41
1:B:314:PHE:CD1	1:D:23:GLY:O[2_546]	1.79	0.41
1:B:319:VAL:CA	1:D:20:PHE:CE1[2_546]	1.79	0.41
1:B:320:PHE:O	1:C:367:GLU:OE2[2_546]	1.79	0.41
1:B:320:PHE:C	1:C:367:GLU:OE2[2_546]	1.79	0.41
1:B:336:LEU:CD2	1:C:369:GLN:NE2[2_546]	1.79	0.41
1:A:362:LEU:CG	1:D:167:THR:CA[2_546]	1.80	0.40
1:A:362:LEU:O	1:D:170:ILE:CG2[2_546]	1.80	0.40
1:A:364:VAL:CA	1:D:154:LYS:CA[2_546]	1.80	0.40
1:A:369:GLN:O	1:D:127:MET:CG[2_546]	1.80	0.40
1:B:23:GLY:CA	1:D:316:SER:CB[2_546]	1.80	0.40
1:B:29:ARG:CD	1:D:177:LEU:CD2[2_546]	1.80	0.40
1:B:31:ARG:CD	1:D:45:GLU:CG[2_546]	1.80	0.40
1:B:35:ILE:CA	1:D:181:THR:CA[2_546]	1.80	0.40
1:B:37:ASP:OD1	1:D:342:TRP:CE3[2_546]	1.80	0.40
1:B:38:LEU:O	1:D:345:HIS:N[2_546]	1.80	0.40
1:B:41:TYR:C	1:D:346:ILE:N[2_546]	1.80	0.40
1:B:121:ILE:CB	1:D:61:GLU:OE2[2_546]	1.80	0.40
1:B:169:GLU:C	1:C:364:VAL:CG2[2_546]	1.80	0.40
1:B:171:ASN:N	1:C:364:VAL:CG2[2_546]	1.80	0.40
1:B:171:ASN:CG	1:D:16:THR:CB[2_546]	1.80	0.40
1:B:175:LYS:N	1:D:18:LEU:CA[2_546]	1.80	0.40
1:B:206:LEU:CD1	1:C:372:VAL:CB[2_546]	1.80	0.40
1:B:242:PHE:CD2	1:D:305:SER:O[2_546]	1.80	0.40
1:B:260:VAL:O	1:D:271:PHE:C[2_546]	1.80	0.40
1:B:315:TYR:OH	1:D:260:VAL:C[2_546]	1.80	0.40
1:B:320:PHE:O	1:C:367:GLU:CD[2_546]	1.80	0.40
1:B:334:PHE:CD1	1:D:34:ASN:CG[2_546]	1.80	0.40
1:B:337:SER:CB	1:D:33:TYR:CB[2_546]	1.80	0.40
1:B:337:SER:C	1:D:33:TYR:CD2[2_546]	1.80	0.40
1:B:342:TRP:N	1:D:46:GLU:OE2[2_546]	1.80	0.40
1:A:367:GLU:OE1	1:D:160:SER:OG[2_546]	1.81	0.39
1:B:17:ASN:CB	1:D:151:SER:CA[2_546]	1.81	0.39
1:B:20:PHE:CB	1:D:177:LEU:CG[2_546]	1.81	0.39
1:B:20:PHE:CE1	1:D:173:MET:CA[2_546]	1.81	0.39
1:B:21:ILE:CD1	1:D:175:LYS:O[2_546]	1.81	0.39

Continued on next page...

Continued from previous page...

Atom-1	Atom-2	Interatomic distance (Å)	Clash overlap (Å)
1:B:33:TYR:CZ	1:D:124:ILE:CG1[2_546]	1.81	0.39
1:B:34:ASN:CB	1:D:339:THR:N[2_546]	1.81	0.39
1:B:34:ASN:O	1:D:340:LEU:N[2_546]	1.81	0.39
1:B:58:THR:CA	1:D:115:ASN:O[2_546]	1.81	0.39
1:B:171:ASN:ND2	1:D:16:THR:CB[2_546]	1.81	0.39
1:B:179:LEU:N	1:D:30:TYR:CG[2_546]	1.81	0.39
1:B:189:THR:N	1:D:41:TYR:CD1[2_546]	1.81	0.39
1:B:263:THR:CG2	1:D:312:THR:C[2_546]	1.81	0.39
1:B:276:LEU:C	1:C:360:ARG:NH1[2_546]	1.81	0.39
1:B:292:ALA:O	1:D:262:LYS:CG[2_546]	1.81	0.39
1:B:303:PHE:CD1	1:D:308:ILE:O[2_546]	1.81	0.39
1:B:306:LYS:CG	1:D:299:GLY:N[2_546]	1.81	0.39
1:B:306:LYS:NZ	1:D:298:LEU:C[2_546]	1.81	0.39
1:B:309:TYR:CB	1:D:310:PRO:C[2_546]	1.81	0.39
1:B:314:PHE:O	1:D:23:GLY:N[2_546]	1.81	0.39
1:B:340:LEU:N	1:D:56:LEU:CD1[2_546]	1.81	0.39
1:B:341:GLY:O	1:D:46:GLU:OE1[2_546]	1.81	0.39
1:A:107:ASP:C	1:A:248:ASN:OD1[2_556]	1.82	0.38
1:A:109:ASN:CB	1:A:249:GLN:C[2_556]	1.82	0.38
1:A:235:PRO:O	1:B:224:GLU:OE1[2_546]	1.82	0.38
1:A:361:ALA:CA	1:D:171:ASN:OD1[2_546]	1.82	0.38
1:A:361:ALA:O	1:D:171:ASN:CA[2_546]	1.82	0.38
1:A:365:GLY:O	1:D:153:ALA:C[2_546]	1.82	0.38
1:A:368:TYR:CE2	1:D:127:MET:CE[2_546]	1.82	0.38
1:B:22:ASP:OD2	1:D:320:PHE:CE2[2_546]	1.82	0.38
1:B:24:GLU:CD	1:D:318:ILE:C[2_546]	1.82	0.38
1:B:27:ILE:CD1	1:D:334:PHE:CG[2_546]	1.82	0.38
1:B:27:ILE:C	1:D:180:TYR:CG[2_546]	1.82	0.38
1:B:33:TYR:CA	1:D:44:TYR:OH[2_546]	1.82	0.38
1:B:34:ASN:OD1	1:D:334:PHE:O[2_546]	1.82	0.38
1:B:34:ASN:OD1	1:D:337:SER:CA[2_546]	1.82	0.38
1:B:38:LEU:O	1:D:344:ALA:C[2_546]	1.82	0.38
1:B:38:LEU:N	1:D:342:TRP:N[2_546]	1.82	0.38
1:B:46:GLU:CD	1:D:52:LEU:CD2[2_546]	1.82	0.38
1:B:51:MET:SD	1:D:46:GLU:N[2_546]	1.82	0.38
1:B:61:GLU:OE1	1:D:118:GLU:OE1[2_546]	1.82	0.38
1:B:112:TRP:CZ2	1:D:59:LYS:CE[2_546]	1.82	0.38
1:B:174:ASP:CA	1:D:17:ASN:CG[2_546]	1.82	0.38
1:B:175:LYS:CD	1:D:16:THR:OG1[2_546]	1.82	0.38
1:B:180:TYR:CE1	1:D:29:ARG:CB[2_546]	1.82	0.38
1:B:188:SER:O	1:D:41:TYR:CD2[2_546]	1.82	0.38

Continued on next page...

Continued from previous page...

Atom-1	Atom-2	Interatomic distance (Å)	Clash overlap (Å)
1:B:226:PHE:CD2	1:D:25:LYS:CE[2_546]	1.82	0.38
1:B:242:PHE:CE2	1:D:305:SER:CA[2_546]	1.82	0.38
1:B:256:PHE:N	1:D:263:THR:C[2_546]	1.82	0.38
1:B:258:HIS:CE1	1:D:266:PRO:O[2_546]	1.82	0.38
1:B:265:ASP:OD2	1:D:267:ARG:N[2_546]	1.82	0.38
1:B:265:ASP:OD1	1:D:267:ARG:NE[2_546]	1.82	0.38
1:B:267:ARG:C	1:D:183:HIS:CE1[2_546]	1.82	0.38
1:B:300:ILE:N	1:D:308:ILE:CG1[2_546]	1.82	0.38
1:B:307:GLY:CA	1:D:314:PHE:CG[2_546]	1.82	0.38
1:B:311:ASN:O	1:D:266:PRO:CD[2_546]	1.82	0.38
1:B:336:LEU:CG	1:C:369:GLN:NE2[2_546]	1.82	0.38
1:A:363:TYR:C	1:D:170:ILE:CG2[2_546]	1.83	0.37
1:B:20:PHE:C	1:D:176:ALA:N[2_546]	1.83	0.37
1:B:25:LYS:CD	1:D:330:PHE:CB[2_546]	1.83	0.37
1:B:29:ARG:CG	1:D:337:SER:N[2_546]	1.83	0.37
1:B:30:TYR:C	1:D:44:TYR:CD2[2_546]	1.83	0.37
1:B:31:ARG:NH1	1:D:45:GLU:CG[2_546]	1.83	0.37
1:B:33:TYR:CE2	1:D:124:ILE:CG1[2_546]	1.83	0.37
1:B:38:LEU:CD2	1:D:340:LEU:O[2_546]	1.83	0.37
1:B:39:VAL:C	1:D:345:HIS:CB[2_546]	1.83	0.37
1:B:44:TYR:CE2	1:D:54:GLY:O[2_546]	1.83	0.37
1:B:47:THR:C	1:D:50:LEU:N[2_546]	1.83	0.37
1:B:51:MET:CE	1:D:46:GLU:N[2_546]	1.83	0.37
1:B:56:LEU:N	1:D:121:ILE:N[2_546]	1.83	0.37
1:B:57:PRO:CD	1:D:117:LYS:O[2_546]	1.83	0.37
1:B:59:LYS:CG	1:D:114:GLU:CA[2_546]	1.83	0.37
1:B:181:THR:OG1	1:D:50:LEU:CG[2_546]	1.83	0.37
1:B:183:HIS:O	1:D:39:VAL:C[2_546]	1.83	0.37
1:B:263:THR:CA	1:D:313:ASP:CA[2_546]	1.83	0.37
1:B:266:PRO:O	1:D:183:HIS:CG[2_546]	1.83	0.37
1:B:271:PHE:CD1	1:D:20:PHE:O[2_546]	1.83	0.37
1:B:302:GLN:NE2	1:D:301:LYS:O[2_546]	1.83	0.37
1:B:303:PHE:C	1:D:256:PHE:CZ[2_546]	1.83	0.37
1:B:308:ILE:N	1:D:310:PRO:CB[2_546]	1.83	0.37
1:B:320:PHE:CB	1:C:367:GLU:OE1[2_546]	1.83	0.37
1:B:334:PHE:CE1	1:D:34:ASN:O[2_546]	1.83	0.37
1:B:335:ALA:O	1:C:370:GLU:C[2_546]	1.83	0.37
1:B:335:ALA:CA	1:C:371:TYR:N[2_546]	1.83	0.37
1:B:344:ALA:N	1:D:46:GLU:OE1[2_546]	1.83	0.37
1:A:286:ARG:NE	1:B:251:ASN:CB[2_546]	1.84	0.36
1:A:366:PRO:CD	1:D:152:PHE:CA[2_546]	1.84	0.36

Continued on next page...

Continued from previous page...

Atom-1	Atom-2	Interatomic distance (Å)	Clash overlap (Å)
1:A:369:GLN:CG	1:D:125:ALA:CA[2_546]	1.84	0.36
1:B:17:ASN:O	1:D:45:GLU:OE1[2_546]	1.84	0.36
1:B:20:PHE:CD2	1:D:173:MET:CE[2_546]	1.84	0.36
1:B:21:ILE:CB	1:D:176:ALA:CA[2_546]	1.84	0.36
1:B:24:GLU:CB	1:D:316:SER:C[2_546]	1.84	0.36
1:B:24:GLU:N	1:D:316:SER:O[2_546]	1.84	0.36
1:B:29:ARG:NE	1:D:336:LEU:CA[2_546]	1.84	0.36
1:B:30:TYR:C	1:D:44:TYR:CZ[2_546]	1.84	0.36
1:B:32:GLY:N	1:D:44:TYR:CE2[2_546]	1.84	0.36
1:B:32:GLY:O	1:D:336:LEU:O[2_546]	1.84	0.36
1:B:33:TYR:CD1	1:D:124:ILE:CD1[2_546]	1.84	0.36
1:B:45:GLU:CA	1:D:53:TYR:O[2_546]	1.84	0.36
1:B:45:GLU:O	1:D:53:TYR:CG[2_546]	1.84	0.36
1:B:52:LEU:C	1:D:62:LEU:CA[2_546]	1.84	0.36
1:B:176:ALA:CB	1:C:363:TYR:CE1[2_546]	1.84	0.36
1:B:180:TYR:CD2	1:D:34:ASN:C[2_546]	1.84	0.36
1:B:184:GLU:N	1:D:39:VAL:CG1[2_546]	1.84	0.36
1:B:185:VAL:N	1:D:39:VAL:O[2_546]	1.84	0.36
1:B:206:LEU:CB	1:C:372:VAL:CG1[2_546]	1.84	0.36
1:B:256:PHE:CD1	1:D:263:THR:CA[2_546]	1.84	0.36
1:B:258:HIS:CG	1:D:268:ALA:N[2_546]	1.84	0.36
1:B:259:ARG:CD	1:D:273:LYS:CB[2_546]	1.84	0.36
1:B:298:LEU:CB	1:D:306:LYS:CA[2_546]	1.84	0.36
1:B:301:LYS:C	1:D:303:PHE:CG[2_546]	1.84	0.36
1:B:302:GLN:OE1	1:D:303:PHE:N[2_546]	1.84	0.36
1:B:311:ASN:CB	1:D:266:PRO:CD[2_546]	1.84	0.36
1:B:313:ASP:O	1:D:26:GLY:N[2_546]	1.84	0.36
1:B:314:PHE:O	1:D:22:ASP:C[2_546]	1.84	0.36
1:B:314:PHE:O	1:D:23:GLY:C[2_546]	1.84	0.36
1:B:334:PHE:N	1:C:368:TYR:CD1[2_546]	1.84	0.36
1:B:338:ARG:CA	1:C:371:TYR:CD1[2_546]	1.84	0.36
1:A:110:PHE:O	1:A:244:ASP:C[2_556]	1.85	0.35
1:A:279:ILE:CG1	1:B:249:GLN:CD[2_546]	1.85	0.35
1:A:363:TYR:O	1:D:170:ILE:CA[2_546]	1.85	0.35
1:A:366:PRO:N	1:D:152:PHE:C[2_546]	1.85	0.35
1:A:367:GLU:CA	1:D:156:PHE:CD1[2_546]	1.85	0.35
1:A:369:GLN:C	1:D:124:ILE:O[2_546]	1.85	0.35
1:B:21:ILE:CA	1:D:176:ALA:CB[2_546]	1.85	0.35
1:B:21:ILE:C	1:D:176:ALA:CA[2_546]	1.85	0.35
1:B:22:ASP:N	1:D:176:ALA:CB[2_546]	1.85	0.35
1:B:29:ARG:NH1	1:D:333:LEU:O[2_546]	1.85	0.35

Continued on next page...

Continued from previous page...

Atom-1	Atom-2	Interatomic distance (Å)	Clash overlap (Å)
1:B:38:LEU:CD2	1:D:340:LEU:CG[2_546]	1.85	0.35
1:B:42:GLY:CA	1:D:344:ALA:C[2_546]	1.85	0.35
1:B:46:GLU:CG	1:D:52:LEU:CB[2_546]	1.85	0.35
1:B:61:GLU:OE1	1:D:118:GLU:CB[2_546]	1.85	0.35
1:B:117:LYS:CG	1:D:61:GLU:C[2_546]	1.85	0.35
1:B:169:GLU:O	1:C:364:VAL:N[2_546]	1.85	0.35
1:B:176:ALA:O	1:D:31:ARG:N[2_546]	1.85	0.35
1:B:188:SER:N	1:D:41:TYR:CZ[2_546]	1.85	0.35
1:B:260:VAL:C	1:D:272:LYS:N[2_546]	1.85	0.35
1:B:271:PHE:CZ	1:D:29:ARG:N[2_546]	1.85	0.35
1:B:273:LYS:NZ	1:D:185:VAL:CG1[2_546]	1.85	0.35
1:B:296:GLU:CB	1:D:262:LYS:CE[2_546]	1.85	0.35
1:B:302:GLN:O	1:D:303:PHE:CG[2_546]	1.85	0.35
1:B:302:GLN:N	1:D:303:PHE:CG[2_546]	1.85	0.35
1:B:305:SER:N	1:D:253:LEU:CB[2_546]	1.85	0.35
1:B:315:TYR:CE1	1:D:260:VAL:CG1[2_546]	1.85	0.35
1:B:334:PHE:CD1	1:D:34:ASN:N[2_546]	1.85	0.35
1:B:338:ARG:NH1	1:D:36:GLU:C[2_546]	1.85	0.35
1:B:342:TRP:CB	1:C:371:TYR:CZ[2_546]	1.85	0.35
1:B:342:TRP:N	1:C:371:TYR:CZ[2_546]	1.85	0.35
1:A:237:ARG:NE	1:B:217:LEU:CA[2_546]	1.86	0.34
1:A:361:ALA:N	1:D:171:ASN:OD1[2_546]	1.86	0.34
1:A:367:GLU:N	1:D:156:PHE:CG[2_546]	1.86	0.34
1:B:30:TYR:O	1:D:44:TYR:CZ[2_546]	1.86	0.34
1:B:34:ASN:CG	1:D:335:ALA:O[2_546]	1.86	0.34
1:B:41:TYR:N	1:D:345:HIS:N[2_546]	1.86	0.34
1:B:41:TYR:N	1:D:346:ILE:N[2_546]	1.86	0.34
1:B:44:TYR:OH	1:D:50:LEU:CD1[2_546]	1.86	0.34
1:B:48:ILE:CA	1:D:49:TYR:C[2_546]	1.86	0.34
1:B:59:LYS:CA	1:D:115:ASN:N[2_546]	1.86	0.34
1:B:62:LEU:CD1	1:D:117:LYS:NZ[2_546]	1.86	0.34
1:B:116:ASP:C	1:D:60:LYS:N[2_546]	1.86	0.34
1:B:171:ASN:CB	1:D:15:VAL:CA[2_546]	1.86	0.34
1:B:171:ASN:OD1	1:D:16:THR:CB[2_546]	1.86	0.34
1:B:172:ALA:C	1:C:363:TYR:CG[2_546]	1.86	0.34
1:B:172:ALA:C	1:D:16:THR:O[2_546]	1.86	0.34
1:B:179:LEU:O	1:D:30:TYR:CD2[2_546]	1.86	0.34
1:B:180:TYR:CB	1:D:30:TYR:N[2_546]	1.86	0.34
1:B:180:TYR:CZ	1:D:28:LEU:C[2_546]	1.86	0.34
1:B:183:HIS:CA	1:D:39:VAL:CB[2_546]	1.86	0.34
1:B:258:HIS:C	1:D:269:LYS:CA[2_546]	1.86	0.34

Continued on next page...

Continued from previous page...

Atom-1	Atom-2	Interatomic distance (Å)	Clash overlap (Å)
1:B:263:THR:CB	1:D:313:ASP:C[2_546]	1.86	0.34
1:B:264:TYR:N	1:D:312:THR:N[2_546]	1.86	0.34
1:B:273:LYS:CD	1:D:185:VAL:N[2_546]	1.86	0.34
1:B:306:LYS:CE	1:D:300:ILE:N[2_546]	1.86	0.34
1:B:314:PHE:CD2	1:D:262:LYS:N[2_546]	1.86	0.34
1:B:317:GLY:N	1:D:22:ASP:CB[2_546]	1.86	0.34
1:B:334:PHE:CG	1:D:34:ASN:CB[2_546]	1.86	0.34
1:B:345:HIS:NE2	1:D:43:SER:N[2_546]	1.86	0.34
1:A:109:ASN:O	1:A:249:GLN:CA[2_556]	1.87	0.33
1:B:19:THR:O	1:D:174:ASP:CG[2_546]	1.87	0.33
1:B:24:GLU:CG	1:D:317:GLY:O[2_546]	1.87	0.33
1:B:25:LYS:O	1:D:180:TYR:OH[2_546]	1.87	0.33
1:B:37:ASP:OD1	1:D:342:TRP:CG[2_546]	1.87	0.33
1:B:39:VAL:CG2	1:D:182:ASP:OD1[2_546]	1.87	0.33
1:B:40:ASN:O	1:D:345:HIS:CB[2_546]	1.87	0.33
1:B:47:THR:CB	1:D:52:LEU:N[2_546]	1.87	0.33
1:B:175:LYS:NZ	1:D:348:GLU:CD[2_546]	1.87	0.33
1:B:177:LEU:CD2	1:D:31:ARG:C[2_546]	1.87	0.33
1:B:184:GLU:O	1:D:39:VAL:CA[2_546]	1.87	0.33
1:B:188:SER:O	1:D:41:TYR:CZ[2_546]	1.87	0.33
1:B:256:PHE:CA	1:D:264:TYR:C[2_546]	1.87	0.33
1:B:258:HIS:NE2	1:D:270:ILE:CA[2_546]	1.87	0.33
1:B:259:ARG:CG	1:D:269:LYS:O[2_546]	1.87	0.33
1:B:263:THR:OG1	1:D:313:ASP:OD2[2_546]	1.87	0.33
1:B:263:THR:O	1:D:312:THR:C[2_546]	1.87	0.33
1:B:265:ASP:CG	1:D:267:ARG:CG[2_546]	1.87	0.33
1:B:309:TYR:CD1	1:D:311:ASN:N[2_546]	1.87	0.33
1:B:331:THR:C	1:C:368:TYR:OH[2_546]	1.87	0.33
1:B:344:ALA:CB	1:D:46:GLU:CB[2_546]	1.87	0.33
1:A:109:ASN:ND2	1:A:246:VAL:C[2_556]	1.88	0.32
1:A:364:VAL:O	1:D:153:ALA:C[2_546]	1.88	0.32
1:A:364:VAL:O	1:D:153:ALA:CB[2_546]	1.88	0.32
1:A:364:VAL:CB	1:D:154:LYS:CA[2_546]	1.88	0.32
1:A:365:GLY:O	1:D:153:ALA:O[2_546]	1.88	0.32
1:A:367:GLU:CD	1:D:156:PHE:CE1[2_546]	1.88	0.32
1:A:367:GLU:CA	1:D:156:PHE:CB[2_546]	1.88	0.32
1:B:17:ASN:CG	1:D:151:SER:CB[2_546]	1.88	0.32
1:B:27:ILE:C	1:D:180:TYR:CD1[2_546]	1.88	0.32
1:B:28:LEU:O	1:D:177:LEU:O[2_546]	1.88	0.32
1:B:28:LEU:CG	1:D:179:LEU:N[2_546]	1.88	0.32
1:B:29:ARG:C	1:D:44:TYR:CD1[2_546]	1.88	0.32

Continued on next page...

Continued from previous page...

Atom-1	Atom-2	Interatomic distance (Å)	Clash overlap (Å)
1:B:37:ASP:OD2	1:D:339:THR:CB[2_546]	1.88	0.32
1:B:47:THR:O	1:D:48:ILE:O[2_546]	1.88	0.32
1:B:48:ILE:O	1:D:49:TYR:CB[2_546]	1.88	0.32
1:B:49:TYR:O	1:D:65:LEU:CD1[2_546]	1.88	0.32
1:B:53:TYR:O	1:D:64:ASP:O[2_546]	1.88	0.32
1:B:56:LEU:CB	1:D:120:ALA:CA[2_546]	1.88	0.32
1:B:57:PRO:CD	1:D:117:LYS:CA[2_546]	1.88	0.32
1:B:59:LYS:CD	1:D:113:LYS:CA[2_546]	1.88	0.32
1:B:61:GLU:CD	1:D:118:GLU:CG[2_546]	1.88	0.32
1:B:172:ALA:O	1:C:363:TYR:CG[2_546]	1.88	0.32
1:B:175:LYS:CD	1:D:18:LEU:CB[2_546]	1.88	0.32
1:B:177:LEU:CB	1:D:31:ARG:CG[2_546]	1.88	0.32
1:B:179:LEU:CG	1:D:19:THR:CB[2_546]	1.88	0.32
1:B:229:PHE:CD1	1:D:24:GLU:CB[2_546]	1.88	0.32
1:B:256:PHE:CB	1:D:264:TYR:CA[2_546]	1.88	0.32
1:B:261:TYR:CE1	1:D:267:ARG:CB[2_546]	1.88	0.32
1:B:262:LYS:CE	1:D:315:TYR:CB[2_546]	1.88	0.32
1:B:276:LEU:O	1:C:360:ARG:CZ[2_546]	1.88	0.32
1:B:277:THR:O	1:C:362:LEU:CD1[2_546]	1.88	0.32
1:B:305:SER:CA	1:D:253:LEU:CB[2_546]	1.88	0.32
1:B:308:ILE:CG2	1:D:310:PRO:N[2_546]	1.88	0.32
1:B:335:ALA:O	1:C:371:TYR:N[2_546]	1.88	0.32
1:A:111:LYS:CG	1:A:245:LYS:CG[2_556]	1.89	0.31
1:B:26:GLY:O	1:D:180:TYR:CG[2_546]	1.89	0.31
1:B:29:ARG:C	1:D:44:TYR:CE1[2_546]	1.89	0.31
1:B:29:ARG:NH2	1:D:333:LEU:O[2_546]	1.89	0.31
1:B:29:ARG:CB	1:D:177:LEU:CD2[2_546]	1.89	0.31
1:B:29:ARG:N	1:D:337:SER:OG[2_546]	1.89	0.31
1:B:31:ARG:N	1:D:44:TYR:CE2[2_546]	1.89	0.31
1:B:40:ASN:N	1:D:341:GLY:O[2_546]	1.89	0.31
1:B:41:TYR:CB	1:D:346:ILE:CG1[2_546]	1.89	0.31
1:B:45:GLU:CA	1:D:54:GLY:N[2_546]	1.89	0.31
1:B:46:GLU:CG	1:D:52:LEU:CD2[2_546]	1.89	0.31
1:B:47:THR:C	1:D:49:TYR:CA[2_546]	1.89	0.31
1:B:48:ILE:CD1	1:D:55:LYS:CG[2_546]	1.89	0.31
1:B:59:LYS:CG	1:D:114:GLU:N[2_546]	1.89	0.31
1:B:96:LEU:CD1	1:C:370:GLU:OE1[2_546]	1.89	0.31
1:B:120:ALA:CB	1:D:58:THR:CB[2_546]	1.89	0.31
1:B:171:ASN:OD1	1:D:15:VAL:O[2_546]	1.89	0.31
1:B:175:LYS:CA	1:D:19:THR:N[2_546]	1.89	0.31
1:B:178:ILE:O	1:D:30:TYR:CG[2_546]	1.89	0.31

Continued on next page...

Continued from previous page...

Atom-1	Atom-2	Interatomic distance (Å)	Clash overlap (Å)
1:B:179:LEU:O	1:D:30:TYR:CE2[2_546]	1.89	0.31
1:B:179:LEU:CG	1:D:19:THR:CG2[2_546]	1.89	0.31
1:B:180:TYR:CD1	1:D:29:ARG:CG[2_546]	1.89	0.31
1:B:182:ASP:N	1:D:38:LEU:CD1[2_546]	1.89	0.31
1:B:183:HIS:ND1	1:D:179:LEU:CD2[2_546]	1.89	0.31
1:B:271:PHE:CA	1:D:21:ILE:CB[2_546]	1.89	0.31
1:B:271:PHE:CE2	1:D:20:PHE:N[2_546]	1.89	0.31
1:B:271:PHE:CD2	1:D:20:PHE:CA[2_546]	1.89	0.31
1:B:306:LYS:CG	1:D:299:GLY:CA[2_546]	1.89	0.31
1:B:307:GLY:CA	1:D:314:PHE:CD2[2_546]	1.89	0.31
1:B:309:TYR:OH	1:D:255:GLY:N[2_546]	1.89	0.31
1:B:310:PRO:C	1:D:265:ASP:CB[2_546]	1.89	0.31
1:B:331:THR:C	1:C:368:TYR:CD1[2_546]	1.89	0.31
1:B:333:LEU:C	1:D:32:GLY:O[2_546]	1.89	0.31
1:B:334:PHE:CD2	1:D:37:ASP:OD2[2_546]	1.89	0.31
1:B:337:SER:N	1:D:33:TYR:CG[2_546]	1.89	0.31
1:B:345:HIS:ND1	1:D:42:GLY:O[2_546]	1.89	0.31
1:A:108:LYS:CB	1:A:248:ASN:CB[2_556]	1.90	0.30
1:A:108:LYS:CA	1:A:248:ASN:CA[2_556]	1.90	0.30
1:A:109:ASN:N	1:A:248:ASN:CA[2_556]	1.90	0.30
1:A:368:TYR:CB	1:D:336:LEU:CD2[2_546]	1.90	0.30
1:B:19:THR:CB	1:D:178:ILE:CG1[2_546]	1.90	0.30
1:B:24:GLU:C	1:D:316:SER:C[2_546]	1.90	0.30
1:B:29:ARG:O	1:D:177:LEU:C[2_546]	1.90	0.30
1:B:38:LEU:CG	1:D:340:LEU:CD1[2_546]	1.90	0.30
1:B:48:ILE:C	1:D:49:TYR:CD1[2_546]	1.90	0.30
1:B:54:GLY:O	1:D:69:LEU:CD2[2_546]	1.90	0.30
1:B:61:GLU:OE2	1:D:118:GLU:OE2[2_546]	1.90	0.30
1:B:117:LYS:O	1:D:61:GLU:CD[2_546]	1.90	0.30
1:B:120:ALA:CB	1:D:57:PRO:C[2_546]	1.90	0.30
1:B:175:LYS:CA	1:D:18:LEU:CB[2_546]	1.90	0.30
1:B:180:TYR:N	1:D:30:TYR:CG[2_546]	1.90	0.30
1:B:183:HIS:O	1:D:39:VAL:N[2_546]	1.90	0.30
1:B:229:PHE:CD1	1:D:24:GLU:CG[2_546]	1.90	0.30
1:B:242:PHE:CE2	1:D:306:LYS:CA[2_546]	1.90	0.30
1:B:264:TYR:C	1:D:312:THR:CB[2_546]	1.90	0.30
1:B:269:LYS:N	1:D:183:HIS:CG[2_546]	1.90	0.30
1:B:271:PHE:C	1:D:21:ILE:CB[2_546]	1.90	0.30
1:B:271:PHE:CG	1:D:20:PHE:C[2_546]	1.90	0.30
1:B:277:THR:CG2	1:C:361:ALA:O[2_546]	1.90	0.30
1:B:300:ILE:O	1:D:308:ILE:CG2[2_546]	1.90	0.30

Continued on next page...

Continued from previous page...

Atom-1	Atom-2	Interatomic distance (Å)	Clash overlap (Å)
1:B:310:PRO:CG	1:D:258:HIS:CB[2_546]	1.90	0.30
1:B:319:VAL:O	1:C:367:GLU:OE2[2_546]	1.90	0.30
1:B:332:ALA:O	1:C:369:GLN:C[2_546]	1.90	0.30
1:B:333:LEU:CD2	1:C:368:TYR:O[2_546]	1.90	0.30
1:B:333:LEU:N	1:C:368:TYR:C[2_546]	1.90	0.30
1:B:335:ALA:O	1:D:33:TYR:CE2[2_546]	1.90	0.30
1:B:341:GLY:O	1:D:46:GLU:OE2[2_546]	1.90	0.30
1:A:366:PRO:CG	1:D:152:PHE:CE1[2_546]	1.91	0.29
1:A:368:TYR:CD1	1:D:336:LEU:CB[2_546]	1.91	0.29
1:B:16:THR:CG2	1:D:174:ASP:CG[2_546]	1.91	0.29
1:B:17:ASN:OD1	1:D:152:PHE:N[2_546]	1.91	0.29
1:B:18:LEU:CB	1:D:43:SER:CA[2_546]	1.91	0.29
1:B:20:PHE:O	1:D:176:ALA:O[2_546]	1.91	0.29
1:B:31:ARG:CB	1:D:48:ILE:CD1[2_546]	1.91	0.29
1:B:32:GLY:CA	1:D:152:PHE:CZ[2_546]	1.91	0.29
1:B:39:VAL:O	1:D:345:HIS:CA[2_546]	1.91	0.29
1:B:39:VAL:CB	1:D:345:HIS:CD2[2_546]	1.91	0.29
1:B:44:TYR:CD1	1:D:31:ARG:NE[2_546]	1.91	0.29
1:B:53:TYR:O	1:D:65:LEU:O[2_546]	1.91	0.29
1:B:55:LYS:N	1:D:121:ILE:CG2[2_546]	1.91	0.29
1:B:62:LEU:CD2	1:D:117:LYS:CE[2_546]	1.91	0.29
1:B:117:LYS:CB	1:D:60:LYS:CA[2_546]	1.91	0.29
1:B:169:GLU:O	1:C:364:VAL:CG1[2_546]	1.91	0.29
1:B:177:LEU:CA	1:D:31:ARG:C[2_546]	1.91	0.29
1:B:180:TYR:O	1:D:38:LEU:CD1[2_546]	1.91	0.29
1:B:222:ALA:CA	1:D:27:ILE:CG1[2_546]	1.91	0.29
1:B:261:TYR:CG	1:D:312:THR:OG1[2_546]	1.91	0.29
1:B:262:LYS:CD	1:D:315:TYR:CB[2_546]	1.91	0.29
1:B:263:THR:N	1:D:313:ASP:N[2_546]	1.91	0.29
1:B:263:THR:CA	1:D:312:THR:C[2_546]	1.91	0.29
1:B:269:LYS:O	1:D:184:GLU:CB[2_546]	1.91	0.29
1:B:295:LEU:C	1:D:262:LYS:CD[2_546]	1.91	0.29
1:B:314:PHE:CE2	1:D:262:LYS:CB[2_546]	1.91	0.29
1:B:320:PHE:N	1:D:20:PHE:CE1[2_546]	1.91	0.29
1:B:333:LEU:N	1:C:368:TYR:CE2[2_546]	1.91	0.29
1:B:333:LEU:O	1:C:369:GLN:N[2_546]	1.91	0.29
1:B:340:LEU:O	1:D:46:GLU:CD[2_546]	1.91	0.29
1:B:342:TRP:CE2	1:C:371:TYR:CG[2_546]	1.91	0.29
1:A:109:ASN:CG	1:A:250:LYS:C[2_556]	1.92	0.28
1:B:19:THR:CB	1:D:178:ILE:CD1[2_546]	1.92	0.28
1:B:20:PHE:CA	1:D:174:ASP:C[2_546]	1.92	0.28

Continued on next page...

Continued from previous page...

Atom-1	Atom-2	Interatomic distance (Å)	Clash overlap (Å)
1:B:20:PHE:CG	1:D:173:MET:C[2_546]	1.92	0.28
1:B:24:GLU:OE2	1:D:318:ILE:CA[2_546]	1.92	0.28
1:B:30:TYR:C	1:D:44:TYR:CE2[2_546]	1.92	0.28
1:B:33:TYR:CG	1:D:124:ILE:CG2[2_546]	1.92	0.28
1:B:37:ASP:C	1:D:343:LEU:N[2_546]	1.92	0.28
1:B:48:ILE:CD1	1:D:55:LYS:CA[2_546]	1.92	0.28
1:B:51:MET:SD	1:D:48:ILE:N[2_546]	1.92	0.28
1:B:61:GLU:OE1	1:D:118:GLU:OE2[2_546]	1.92	0.28
1:B:62:LEU:CB	1:D:117:LYS:NZ[2_546]	1.92	0.28
1:B:176:ALA:O	1:D:30:TYR:CA[2_546]	1.92	0.28
1:B:180:TYR:CD2	1:D:28:LEU:O[2_546]	1.92	0.28
1:B:183:HIS:C	1:D:39:VAL:CG2[2_546]	1.92	0.28
1:B:229:PHE:CE2	1:D:24:GLU:CB[2_546]	1.92	0.28
1:B:256:PHE:CE2	1:D:309:TYR:CB[2_546]	1.92	0.28
1:B:258:HIS:CG	1:D:270:ILE:N[2_546]	1.92	0.28
1:B:259:ARG:O	1:D:273:LYS:CA[2_546]	1.92	0.28
1:B:261:TYR:CD2	1:D:312:THR:OG1[2_546]	1.92	0.28
1:B:268:ALA:CB	1:D:261:TYR:OH[2_546]	1.92	0.28
1:B:271:PHE:CG	1:D:21:ILE:CA[2_546]	1.92	0.28
1:B:300:ILE:CG1	1:D:258:HIS:N[2_546]	1.92	0.28
1:B:315:TYR:CG	1:D:23:GLY:N[2_546]	1.92	0.28
1:B:315:TYR:CE1	1:D:260:VAL:O[2_546]	1.92	0.28
1:B:333:LEU:O	1:D:32:GLY:C[2_546]	1.92	0.28
1:B:338:ARG:CG	1:D:37:ASP:CB[2_546]	1.92	0.28
1:B:340:LEU:O	1:D:46:GLU:OE1[2_546]	1.92	0.28
1:B:342:TRP:NE1	1:D:41:TYR:CD1[2_546]	1.92	0.28
1:B:345:HIS:CD2	1:D:41:TYR:O[2_546]	1.92	0.28
1:B:351:GLU:CD	1:D:63:ASN:CG[2_546]	1.92	0.28
1:A:108:LYS:C	1:A:248:ASN:CA[2_556]	1.93	0.27
1:A:279:ILE:CD1	1:B:249:GLN:CG[2_546]	1.93	0.27
1:A:286:ARG:C	1:B:251:ASN:ND2[2_546]	1.93	0.27
1:B:18:LEU:O	1:D:44:TYR:CG[2_546]	1.93	0.27
1:B:18:LEU:CB	1:D:43:SER:C[2_546]	1.93	0.27
1:B:18:LEU:O	1:D:44:TYR:C[2_546]	1.93	0.27
1:B:26:GLY:CA	1:D:180:TYR:CE1[2_546]	1.93	0.27
1:B:30:TYR:CG	1:D:47:THR:CG2[2_546]	1.93	0.27
1:B:33:TYR:CE1	1:D:124:ILE:CG2[2_546]	1.93	0.27
1:B:40:ASN:O	1:D:346:ILE:N[2_546]	1.93	0.27
1:B:44:TYR:CB	1:D:31:ARG:NH1[2_546]	1.93	0.27
1:B:47:THR:N	1:D:52:LEU:CB[2_546]	1.93	0.27
1:B:48:ILE:CG1	1:D:55:LYS:N[2_546]	1.93	0.27

Continued on next page...

Continued from previous page...

Atom-1	Atom-2	Interatomic distance (Å)	Clash overlap (Å)
1:B:56:LEU:C	1:D:121:ILE:CD1[2_546]	1.93	0.27
1:B:56:LEU:N	1:D:121:ILE:CG2[2_546]	1.93	0.27
1:B:56:LEU:CB	1:D:121:ILE:CA[2_546]	1.93	0.27
1:B:112:TRP:CH2	1:D:59:LYS:CD[2_546]	1.93	0.27
1:B:117:LYS:NZ	1:D:64:ASP:CA[2_546]	1.93	0.27
1:B:169:GLU:CA	1:C:364:VAL:CB[2_546]	1.93	0.27
1:B:173:MET:N	1:C:364:VAL:O[2_546]	1.93	0.27
1:B:181:THR:O	1:D:38:LEU:CG[2_546]	1.93	0.27
1:B:186:PRO:CA	1:D:40:ASN:ND2[2_546]	1.93	0.27
1:B:189:THR:CB	1:D:40:ASN:O[2_546]	1.93	0.27
1:B:256:PHE:CD2	1:D:309:TYR:CG[2_546]	1.93	0.27
1:B:258:HIS:CG	1:D:268:ALA:C[2_546]	1.93	0.27
1:B:266:PRO:CD	1:D:267:ARG:NH1[2_546]	1.93	0.27
1:B:303:PHE:CE2	1:D:300:ILE:O[2_546]	1.93	0.27
1:B:306:LYS:CG	1:D:296:GLU:O[2_546]	1.93	0.27
1:B:308:ILE:CB	1:D:310:PRO:CB[2_546]	1.93	0.27
1:B:309:TYR:O	1:D:310:PRO:O[2_546]	1.93	0.27
1:B:315:TYR:C	1:D:21:ILE:O[2_546]	1.93	0.27
1:B:320:PHE:CG	1:C:367:GLU:CB[2_546]	1.93	0.27
1:B:336:LEU:CD1	1:C:369:GLN:CG[2_546]	1.93	0.27
1:B:336:LEU:CD2	1:C:369:GLN:OE1[2_546]	1.93	0.27
1:B:336:LEU:CB	1:C:369:GLN:CD[2_546]	1.93	0.27
1:A:107:ASP:O	1:A:248:ASN:ND2[2_556]	1.94	0.26
1:A:111:LYS:CE	1:A:241:TRP:CE3[2_556]	1.94	0.26
1:A:286:ARG:CB	1:B:251:ASN:ND2[2_546]	1.94	0.26
1:A:364:VAL:O	1:D:154:LYS:N[2_546]	1.94	0.26
1:B:39:VAL:CG2	1:D:182:ASP:CG[2_546]	1.94	0.26
1:B:39:VAL:CA	1:D:345:HIS:CD2[2_546]	1.94	0.26
1:B:41:TYR:C	1:D:347:ILE:N[2_546]	1.94	0.26
1:B:53:TYR:CB	1:D:65:LEU:N[2_546]	1.94	0.26
1:B:56:LEU:CA	1:D:121:ILE:CB[2_546]	1.94	0.26
1:B:174:ASP:O	1:D:18:LEU:N[2_546]	1.94	0.26
1:B:178:ILE:CG1	1:D:18:LEU:CD2[2_546]	1.94	0.26
1:B:180:TYR:CE2	1:D:28:LEU:C[2_546]	1.94	0.26
1:B:229:PHE:CE2	1:D:24:GLU:CA[2_546]	1.94	0.26
1:B:256:PHE:CG	1:D:309:TYR:CB[2_546]	1.94	0.26
1:B:262:LYS:C	1:D:314:PHE:CB[2_546]	1.94	0.26
1:B:266:PRO:C	1:D:183:HIS:CB[2_546]	1.94	0.26
1:B:267:ARG:CA	1:D:183:HIS:ND1[2_546]	1.94	0.26
1:B:277:THR:CG2	1:C:361:ALA:C[2_546]	1.94	0.26
1:B:310:PRO:O	1:D:265:ASP:CA[2_546]	1.94	0.26

Continued on next page...

Continued from previous page...

Atom-1	Atom-2	Interatomic distance (Å)	Clash overlap (Å)
1:B:312:THR:CA	1:D:261:TYR:OH[2_546]	1.94	0.26
1:B:312:THR:N	1:D:266:PRO:CB[2_546]	1.94	0.26
1:B:315:TYR:CD2	1:D:23:GLY:N[2_546]	1.94	0.26
1:B:332:ALA:O	1:C:370:GLU:N[2_546]	1.94	0.26
1:B:333:LEU:N	1:C:368:TYR:CA[2_546]	1.94	0.26
1:B:335:ALA:C	1:C:370:GLU:O[2_546]	1.94	0.26
1:A:110:PHE:N	1:A:249:GLN:CB[2_556]	1.95	0.25
1:A:237:ARG:NH1	1:B:217:LEU:O[2_546]	1.95	0.25
1:A:286:ARG:CD	1:B:251:ASN:ND2[2_546]	1.95	0.25
1:B:18:LEU:CA	1:D:44:TYR:N[2_546]	1.95	0.25
1:B:22:ASP:CG	1:D:320:PHE:CG[2_546]	1.95	0.25
1:B:23:GLY:O	1:D:315:TYR:C[2_546]	1.95	0.25
1:B:27:ILE:O	1:D:176:ALA:O[2_546]	1.95	0.25
1:B:30:TYR:C	1:D:44:TYR:CD1[2_546]	1.95	0.25
1:B:31:ARG:CA	1:D:44:TYR:CD2[2_546]	1.95	0.25
1:B:36:GLU:C	1:D:342:TRP:N[2_546]	1.95	0.25
1:B:42:GLY:CA	1:D:344:ALA:CA[2_546]	1.95	0.25
1:B:47:THR:O	1:D:50:LEU:N[2_546]	1.95	0.25
1:B:58:THR:CB	1:D:115:ASN:CB[2_546]	1.95	0.25
1:B:171:ASN:OD1	1:D:16:THR:CA[2_546]	1.95	0.25
1:B:172:ALA:C	1:C:363:TYR:CE1[2_546]	1.95	0.25
1:B:183:HIS:CA	1:D:39:VAL:CA[2_546]	1.95	0.25
1:B:226:PHE:CG	1:D:25:LYS:CD[2_546]	1.95	0.25
1:B:256:PHE:N	1:D:264:TYR:CA[2_546]	1.95	0.25
1:B:256:PHE:O	1:D:264:TYR:CA[2_546]	1.95	0.25
1:B:265:ASP:CA	1:D:267:ARG:NH2[2_546]	1.95	0.25
1:B:296:GLU:N	1:D:262:LYS:CE[2_546]	1.95	0.25
1:B:300:ILE:CG2	1:D:257:GLY:CA[2_546]	1.95	0.25
1:B:302:GLN:CB	1:D:303:PHE:O[2_546]	1.95	0.25
1:B:304:SER:CA	1:D:256:PHE:CA[2_546]	1.95	0.25
1:B:304:SER:O	1:D:256:PHE:CD1[2_546]	1.95	0.25
1:B:309:TYR:N	1:D:310:PRO:N[2_546]	1.95	0.25
1:B:315:TYR:OH	1:D:260:VAL:CA[2_546]	1.95	0.25
1:B:315:TYR:CZ	1:D:260:VAL:C[2_546]	1.95	0.25
1:B:333:LEU:CB	1:C:367:GLU:C[2_546]	1.95	0.25
1:B:335:ALA:C	1:C:371:TYR:N[2_546]	1.95	0.25
1:B:336:LEU:N	1:C:370:GLU:N[2_546]	1.95	0.25
1:B:336:LEU:CD2	1:C:369:GLN:CG[2_546]	1.95	0.25
1:B:336:LEU:CB	1:C:369:GLN:CA[2_546]	1.95	0.25
1:B:342:TRP:CZ3	1:C:371:TYR:CB[2_546]	1.95	0.25
1:A:111:LYS:CA	1:A:245:LYS:CE[2_556]	1.96	0.24

Continued on next page...

Continued from previous page...

Atom-1	Atom-2	Interatomic distance (Å)	Clash overlap (Å)
1:A:290:GLU:OE1	1:B:245:LYS:NZ[2_546]	1.96	0.24
1:A:362:LEU:CD1	1:D:169:GLU:N[2_546]	1.96	0.24
1:B:19:THR:CG2	1:D:178:ILE:CD1[2_546]	1.96	0.24
1:B:20:PHE:CA	1:D:177:LEU:N[2_546]	1.96	0.24
1:B:21:ILE:N	1:D:176:ALA:CB[2_546]	1.96	0.24
1:B:51:MET:CE	1:D:46:GLU:C[2_546]	1.96	0.24
1:B:53:TYR:O	1:D:65:LEU:N[2_546]	1.96	0.24
1:B:58:THR:CA	1:D:115:ASN:CG[2_546]	1.96	0.24
1:B:58:THR:CA	1:D:115:ASN:CB[2_546]	1.96	0.24
1:B:59:LYS:N	1:D:115:ASN:ND2[2_546]	1.96	0.24
1:B:120:ALA:C	1:D:58:THR:CG2[2_546]	1.96	0.24
1:B:171:ASN:CA	1:D:15:VAL:C[2_546]	1.96	0.24
1:B:174:ASP:N	1:D:17:ASN:ND2[2_546]	1.96	0.24
1:B:180:TYR:CB	1:D:33:TYR:C[2_546]	1.96	0.24
1:B:183:HIS:N	1:D:38:LEU:C[2_546]	1.96	0.24
1:B:189:THR:C	1:D:41:TYR:CD2[2_546]	1.96	0.24
1:B:189:THR:CB	1:D:40:ASN:C[2_546]	1.96	0.24
1:B:258:HIS:C	1:D:268:ALA:O[2_546]	1.96	0.24
1:B:260:VAL:N	1:D:271:PHE:N[2_546]	1.96	0.24
1:B:267:ARG:CG	1:D:28:LEU:CG[2_546]	1.96	0.24
1:B:270:ILE:N	1:D:183:HIS:C[2_546]	1.96	0.24
1:B:296:GLU:OE1	1:D:259:ARG:O[2_546]	1.96	0.24
1:B:306:LYS:CD	1:D:299:GLY:CA[2_546]	1.96	0.24
1:B:309:TYR:CA	1:D:311:ASN:N[2_546]	1.96	0.24
1:B:309:TYR:CD2	1:D:311:ASN:CB[2_546]	1.96	0.24
1:B:311:ASN:CB	1:D:265:ASP:CA[2_546]	1.96	0.24
1:B:315:TYR:CA	1:D:22:ASP:O[2_546]	1.96	0.24
1:B:320:PHE:CD2	1:C:367:GLU:O[2_546]	1.96	0.24
1:B:320:PHE:O	1:C:367:GLU:OE1[2_546]	1.96	0.24
1:B:334:PHE:CE2	1:D:37:ASP:OD1[2_546]	1.96	0.24
1:B:337:SER:O	1:D:33:TYR:CD1[2_546]	1.96	0.24
1:A:109:ASN:O	1:A:245:LYS:O[2_556]	1.97	0.23
1:A:286:ARG:NH1	1:B:250:LYS:C[2_546]	1.97	0.23
1:A:362:LEU:CG	1:D:167:THR:C[2_546]	1.97	0.23
1:A:366:PRO:CG	1:D:152:PHE:CG[2_546]	1.97	0.23
1:B:18:LEU:CA	1:D:45:GLU:OE1[2_546]	1.97	0.23
1:B:21:ILE:CB	1:D:176:ALA:N[2_546]	1.97	0.23
1:B:24:GLU:CB	1:D:316:SER:O[2_546]	1.97	0.23
1:B:25:LYS:CE	1:D:330:PHE:CB[2_546]	1.97	0.23
1:B:28:LEU:N	1:D:180:TYR:CA[2_546]	1.97	0.23
1:B:34:ASN:CA	1:D:338:ARG:CA[2_546]	1.97	0.23

Continued on next page...

Continued from previous page...

Atom-1	Atom-2	Interatomic distance (Å)	Clash overlap (Å)
1:B:36:GLU:OE1	1:D:338:ARG:CZ[2_546]	1.97	0.23
1:B:124:ILE:CG1	1:D:56:LEU:O[2_546]	1.97	0.23
1:B:173:MET:SD	1:C:366:PRO:N[2_546]	1.97	0.23
1:B:174:ASP:CA	1:D:17:ASN:O[2_546]	1.97	0.23
1:B:180:TYR:CE1	1:D:29:ARG:CA[2_546]	1.97	0.23
1:B:225:ALA:CA	1:D:25:LYS:CA[2_546]	1.97	0.23
1:B:257:GLY:CA	1:D:264:TYR:CZ[2_546]	1.97	0.23
1:B:261:TYR:N	1:D:271:PHE:CB[2_546]	1.97	0.23
1:B:270:ILE:CG1	1:D:184:GLU:N[2_546]	1.97	0.23
1:B:270:ILE:CG1	1:D:183:HIS:O[2_546]	1.97	0.23
1:B:271:PHE:CG	1:D:21:ILE:CG1[2_546]	1.97	0.23
1:B:276:LEU:CB	1:C:360:ARG:CD[2_546]	1.97	0.23
1:B:277:THR:OG1	1:C:362:LEU:N[2_546]	1.97	0.23
1:B:296:GLU:CG	1:D:262:LYS:NZ[2_546]	1.97	0.23
1:B:301:LYS:C	1:D:303:PHE:CD2[2_546]	1.97	0.23
1:B:303:PHE:CB	1:D:256:PHE:CE2[2_546]	1.97	0.23
1:B:305:SER:C	1:D:253:LEU:CG[2_546]	1.97	0.23
1:B:305:SER:N	1:D:253:LEU:CD2[2_546]	1.97	0.23
1:B:308:ILE:C	1:D:310:PRO:CD[2_546]	1.97	0.23
1:B:320:PHE:CD2	1:C:367:GLU:CA[2_546]	1.97	0.23
1:B:331:THR:O	1:C:368:TYR:CD1[2_546]	1.97	0.23
1:B:332:ALA:C	1:C:368:TYR:CG[2_546]	1.97	0.23
1:B:334:PHE:CZ	1:D:37:ASP:CG[2_546]	1.97	0.23
1:B:335:ALA:CB	1:C:370:GLU:C[2_546]	1.97	0.23
1:A:110:PHE:CB	1:A:249:GLN:CD[2_556]	1.98	0.22
1:A:286:ARG:CZ	1:B:245:LYS:O[2_546]	1.98	0.22
1:A:286:ARG:CG	1:B:251:ASN:OD1[2_546]	1.98	0.22
1:A:365:GLY:N	1:D:153:ALA:C[2_546]	1.98	0.22
1:B:18:LEU:CB	1:D:44:TYR:N[2_546]	1.98	0.22
1:B:24:GLU:CA	1:D:316:SER:CA[2_546]	1.98	0.22
1:B:29:ARG:CD	1:D:337:SER:N[2_546]	1.98	0.22
1:B:33:TYR:CD2	1:D:124:ILE:CB[2_546]	1.98	0.22
1:B:34:ASN:C	1:D:338:ARG:C[2_546]	1.98	0.22
1:B:35:ILE:CG2	1:D:181:THR:C[2_546]	1.98	0.22
1:B:35:ILE:C	1:D:181:THR:C[2_546]	1.98	0.22
1:B:39:VAL:CG2	1:D:182:ASP:OD2[2_546]	1.98	0.22
1:B:41:TYR:CZ	1:D:192:ALA:CB[2_546]	1.98	0.22
1:B:44:TYR:O	1:D:50:LEU:O[2_546]	1.98	0.22
1:B:46:GLU:C	1:D:52:LEU:C[2_546]	1.98	0.22
1:B:46:GLU:CA	1:D:52:LEU:CB[2_546]	1.98	0.22
1:B:47:THR:CA	1:D:48:ILE:O[2_546]	1.98	0.22

Continued on next page...

Continued from previous page...

Atom-1	Atom-2	Interatomic distance (Å)	Clash overlap (Å)
1:B:49:TYR:CA	1:D:49:TYR:CD1[2_546]	1.98	0.22
1:B:51:MET:CE	1:D:46:GLU:CA[2_546]	1.98	0.22
1:B:120:ALA:CA	1:D:58:THR:CB[2_546]	1.98	0.22
1:B:121:ILE:CD1	1:D:61:GLU:CD[2_546]	1.98	0.22
1:B:127:MET:CE	1:C:370:GLU:CD[2_546]	1.98	0.22
1:B:168:ASP:OD1	1:C:4:VAL:CG2[2_546]	1.98	0.22
1:B:180:TYR:O	1:D:38:LEU:CG[2_546]	1.98	0.22
1:B:181:THR:CA	1:D:38:LEU:CD2[2_546]	1.98	0.22
1:B:181:THR:CA	1:D:38:LEU:CD1[2_546]	1.98	0.22
1:B:186:PRO:CB	1:D:40:ASN:CB[2_546]	1.98	0.22
1:B:186:PRO:CA	1:D:40:ASN:CB[2_546]	1.98	0.22
1:B:188:SER:CB	1:D:41:TYR:CZ[2_546]	1.98	0.22
1:B:189:THR:CG2	1:D:41:TYR:O[2_546]	1.98	0.22
1:B:226:PHE:CD2	1:D:25:LYS:NZ[2_546]	1.98	0.22
1:B:258:HIS:CE1	1:D:270:ILE:CG1[2_546]	1.98	0.22
1:B:258:HIS:CA	1:D:268:ALA:C[2_546]	1.98	0.22
1:B:262:LYS:CG	1:D:315:TYR:CD2[2_546]	1.98	0.22
1:B:262:LYS:CB	1:D:314:PHE:O[2_546]	1.98	0.22
1:B:278:LEU:CD2	1:C:362:LEU:CD1[2_546]	1.98	0.22
1:B:301:LYS:O	1:D:303:PHE:CD1[2_546]	1.98	0.22
1:B:302:GLN:NE2	1:D:301:LYS:C[2_546]	1.98	0.22
1:B:311:ASN:O	1:D:261:TYR:CZ[2_546]	1.98	0.22
1:B:315:TYR:CG	1:D:260:VAL:CG1[2_546]	1.98	0.22
1:B:332:ALA:CA	1:C:368:TYR:CZ[2_546]	1.98	0.22
1:B:333:LEU:CA	1:C:368:TYR:CG[2_546]	1.98	0.22
1:B:333:LEU:CG	1:C:368:TYR:CA[2_546]	1.98	0.22
1:B:338:ARG:N	1:D:33:TYR:CD2[2_546]	1.98	0.22
1:B:340:LEU:CD2	1:D:50:LEU:N[2_546]	1.98	0.22
1:A:109:ASN:CB	1:A:249:GLN:N[2_556]	1.99	0.21
1:A:286:ARG:NE	1:B:251:ASN:N[2_546]	1.99	0.21
1:A:364:VAL:CA	1:D:153:ALA:C[2_546]	1.99	0.21
1:B:18:LEU:CB	1:D:43:SER:OG[2_546]	1.99	0.21
1:B:30:TYR:CD1	1:D:47:THR:CB[2_546]	1.99	0.21
1:B:34:ASN:N	1:D:339:THR:N[2_546]	1.99	0.21
1:B:40:ASN:N	1:D:345:HIS:CB[2_546]	1.99	0.21
1:B:41:TYR:CA	1:D:346:ILE:CA[2_546]	1.99	0.21
1:B:41:TYR:N	1:D:342:TRP:O[2_546]	1.99	0.21
1:B:51:MET:SD	1:D:45:GLU:C[2_546]	1.99	0.21
1:B:57:PRO:C	1:D:118:GLU:CB[2_546]	1.99	0.21
1:B:58:THR:OG1	1:D:115:ASN:CG[2_546]	1.99	0.21
1:B:61:GLU:CG	1:D:118:GLU:CD[2_546]	1.99	0.21

Continued on next page...

Continued from previous page...

Atom-1	Atom-2	Interatomic distance (Å)	Clash overlap (Å)
1:B:168:ASP:CB	1:C:362:LEU:CD2[2_546]	1.99	0.21
1:B:175:LYS:CB	1:D:18:LEU:C[2_546]	1.99	0.21
1:B:183:HIS:NE2	1:D:179:LEU:CG[2_546]	1.99	0.21
1:B:185:VAL:CA	1:D:39:VAL:O[2_546]	1.99	0.21
1:B:188:SER:C	1:D:41:TYR:OH[2_546]	1.99	0.21
1:B:189:THR:CA	1:D:41:TYR:CB[2_546]	1.99	0.21
1:B:242:PHE:CE1	1:D:305:SER:C[2_546]	1.99	0.21
1:B:242:PHE:CE2	1:D:305:SER:N[2_546]	1.99	0.21
1:B:242:PHE:CZ	1:D:305:SER:N[2_546]	1.99	0.21
1:B:242:PHE:CZ	1:D:305:SER:C[2_546]	1.99	0.21
1:B:256:PHE:CD2	1:D:309:TYR:CA[2_546]	1.99	0.21
1:B:265:ASP:OD1	1:D:267:ARG:CG[2_546]	1.99	0.21
1:B:267:ARG:CB	1:D:28:LEU:CD2[2_546]	1.99	0.21
1:B:272:LYS:CB	1:D:260:VAL:CG2[2_546]	1.99	0.21
1:B:302:GLN:OE1	1:D:303:PHE:CA[2_546]	1.99	0.21
1:B:313:ASP:O	1:D:25:LYS:C[2_546]	1.99	0.21
1:B:333:LEU:CD1	1:C:368:TYR:N[2_546]	1.99	0.21
1:B:345:HIS:CG	1:D:41:TYR:O[2_546]	1.99	0.21
1:A:111:LYS:N	1:A:245:LYS:CD[2_556]	2.00	0.20
1:A:290:GLU:OE2	1:B:251:ASN:CG[2_546]	2.00	0.20
1:A:362:LEU:CG	1:D:170:ILE:N[2_546]	2.00	0.20
1:A:368:TYR:CE1	1:D:336:LEU:CA[2_546]	2.00	0.20
1:A:369:GLN:OE1	1:D:125:ALA:N[2_546]	2.00	0.20
1:B:21:ILE:CG2	1:D:179:LEU:CD1[2_546]	2.00	0.20
1:B:23:GLY:CA	1:D:316:SER:CA[2_546]	2.00	0.20
1:B:24:GLU:N	1:D:316:SER:N[2_546]	2.00	0.20
1:B:27:ILE:CB	1:D:180:TYR:CD1[2_546]	2.00	0.20
1:B:29:ARG:CG	1:D:177:LEU:CD2[2_546]	2.00	0.20
1:B:33:TYR:N	1:D:44:TYR:OH[2_546]	2.00	0.20
1:B:41:TYR:O	1:D:347:ILE:CA[2_546]	2.00	0.20
1:B:42:GLY:N	1:D:345:HIS:N[2_546]	2.00	0.20
1:B:51:MET:SD	1:D:46:GLU:C[2_546]	2.00	0.20
1:B:51:MET:CB	1:D:46:GLU:O[2_546]	2.00	0.20
1:B:52:LEU:CA	1:D:62:LEU:CA[2_546]	2.00	0.20
1:B:59:LYS:CA	1:D:114:GLU:C[2_546]	2.00	0.20
1:B:112:TRP:CD2	1:D:59:LYS:NZ[2_546]	2.00	0.20
1:B:174:ASP:O	1:D:17:ASN:O[2_546]	2.00	0.20
1:B:182:ASP:OD2	1:D:43:SER:N[2_546]	2.00	0.20
1:B:186:PRO:CG	1:D:36:GLU:O[2_546]	2.00	0.20
1:B:256:PHE:CA	1:D:263:THR:C[2_546]	2.00	0.20
1:B:258:HIS:CD2	1:D:269:LYS:C[2_546]	2.00	0.20

Continued on next page...

Continued from previous page...

Atom-1	Atom-2	Interatomic distance (Å)	Clash overlap (Å)
1:B:260:VAL:CA	1:D:271:PHE:CB[2_546]	2.00	0.20
1:B:262:LYS:NZ	1:D:315:TYR:CG[2_546]	2.00	0.20
1:B:269:LYS:N	1:D:183:HIS:ND1[2_546]	2.00	0.20
1:B:276:LEU:CA	1:C:360:ARG:NE[2_546]	2.00	0.20
1:B:298:LEU:C	1:D:306:LYS:O[2_546]	2.00	0.20
1:B:306:LYS:CA	1:D:296:GLU:CA[2_546]	2.00	0.20
1:B:308:ILE:CG2	1:D:310:PRO:CG[2_546]	2.00	0.20
1:B:312:THR:CG2	1:D:28:LEU:CB[2_546]	2.00	0.20
1:B:315:TYR:C	1:D:22:ASP:CB[2_546]	2.00	0.20
1:B:316:SER:C	1:D:20:PHE:CE2[2_546]	2.00	0.20
1:B:338:ARG:NH2	1:D:38:LEU:N[2_546]	2.00	0.20
1:A:363:TYR:N	1:D:170:ILE:CA[2_546]	2.01	0.19
1:A:365:GLY:CA	1:D:153:ALA:N[2_546]	2.01	0.19
1:A:368:TYR:N	1:D:336:LEU:CD2[2_546]	2.01	0.19
1:A:369:GLN:CD	1:D:125:ALA:N[2_546]	2.01	0.19
1:B:17:ASN:CG	1:D:152:PHE:N[2_546]	2.01	0.19
1:B:17:ASN:CA	1:D:151:SER:CB[2_546]	2.01	0.19
1:B:18:LEU:CD1	1:D:43:SER:CB[2_546]	2.01	0.19
1:B:22:ASP:OD2	1:D:320:PHE:CZ[2_546]	2.01	0.19
1:B:24:GLU:OE1	1:D:320:PHE:N[2_546]	2.01	0.19
1:B:28:LEU:CB	1:D:179:LEU:N[2_546]	2.01	0.19
1:B:29:ARG:CA	1:D:177:LEU:O[2_546]	2.01	0.19
1:B:30:TYR:OH	1:D:30:TYR:CD1[2_546]	2.01	0.19
1:B:34:ASN:CA	1:D:338:ARG:C[2_546]	2.01	0.19
1:B:38:LEU:CD2	1:D:340:LEU:CA[2_546]	2.01	0.19
1:B:44:TYR:CE2	1:D:54:GLY:C[2_546]	2.01	0.19
1:B:45:GLU:O	1:D:52:LEU:C[2_546]	2.01	0.19
1:B:51:MET:N	1:D:49:TYR:N[2_546]	2.01	0.19
1:B:53:TYR:CE2	1:D:64:ASP:OD2[2_546]	2.01	0.19
1:B:54:GLY:C	1:D:65:LEU:O[2_546]	2.01	0.19
1:B:59:LYS:CB	1:D:114:GLU:CA[2_546]	2.01	0.19
1:B:117:LYS:CG	1:D:61:GLU:CA[2_546]	2.01	0.19
1:B:173:MET:C	1:D:17:ASN:CA[2_546]	2.01	0.19
1:B:180:TYR:N	1:D:30:TYR:CA[2_546]	2.01	0.19
1:B:226:PHE:CD1	1:D:25:LYS:CE[2_546]	2.01	0.19
1:B:247:VAL:CG2	1:D:305:SER:CB[2_546]	2.01	0.19
1:B:253:LEU:CA	1:D:309:TYR:OH[2_546]	2.01	0.19
1:B:271:PHE:CA	1:D:21:ILE:CD1[2_546]	2.01	0.19
1:B:272:LYS:CD	1:D:260:VAL:CB[2_546]	2.01	0.19
1:B:273:LYS:CD	1:D:185:VAL:CG2[2_546]	2.01	0.19
1:B:314:PHE:CZ	1:D:262:LYS:N[2_546]	2.01	0.19

Continued on next page...

Continued from previous page...

Atom-1	Atom-2	Interatomic distance (Å)	Clash overlap (Å)
1:B:330:PHE:O	1:C:368:TYR:CG[2_546]	2.01	0.19
1:B:332:ALA:O	1:C:369:GLN:N[2_546]	2.01	0.19
1:B:333:LEU:CG	1:C:368:TYR:CB[2_546]	2.01	0.19
1:B:345:HIS:CD2	1:D:41:TYR:C[2_546]	2.01	0.19
1:A:108:LYS:CA	1:A:248:ASN:ND2[2_556]	2.02	0.18
1:A:109:ASN:C	1:A:249:GLN:CA[2_556]	2.02	0.18
1:A:237:ARG:CZ	1:B:217:LEU:O[2_546]	2.02	0.18
1:A:368:TYR:C	1:D:336:LEU:CD1[2_546]	2.02	0.18
1:B:19:THR:CG2	1:D:178:ILE:CB[2_546]	2.02	0.18
1:B:21:ILE:CD1	1:D:175:LYS:C[2_546]	2.02	0.18
1:B:22:ASP:CB	1:D:320:PHE:CE1[2_546]	2.02	0.18
1:B:24:GLU:N	1:D:316:SER:CB[2_546]	2.02	0.18
1:B:29:ARG:NH2	1:D:336:LEU:CB[2_546]	2.02	0.18
1:B:30:TYR:OH	1:D:30:TYR:CE1[2_546]	2.02	0.18
1:B:30:TYR:C	1:D:44:TYR:CE1[2_546]	2.02	0.18
1:B:35:ILE:N	1:D:337:SER:O[2_546]	2.02	0.18
1:B:36:GLU:O	1:D:342:TRP:N[2_546]	2.02	0.18
1:B:38:LEU:CD2	1:D:340:LEU:C[2_546]	2.02	0.18
1:B:40:ASN:CG	1:D:189:THR:OG1[2_546]	2.02	0.18
1:B:41:TYR:C	1:D:343:LEU:O[2_546]	2.02	0.18
1:B:41:TYR:CG	1:D:346:ILE:CG2[2_546]	2.02	0.18
1:B:43:SER:C	1:D:51:MET:O[2_546]	2.02	0.18
1:B:44:TYR:CD1	1:D:31:ARG:CG[2_546]	2.02	0.18
1:B:47:THR:CB	1:D:50:LEU:C[2_546]	2.02	0.18
1:B:117:LYS:NZ	1:D:64:ASP:N[2_546]	2.02	0.18
1:B:127:MET:CE	1:C:370:GLU:OE2[2_546]	2.02	0.18
1:B:167:THR:C	1:D:15:VAL:CG2[2_546]	2.02	0.18
1:B:174:ASP:CB	1:D:17:ASN:CA[2_546]	2.02	0.18
1:B:180:TYR:OH	1:D:28:LEU:N[2_546]	2.02	0.18
1:B:182:ASP:CG	1:D:38:LEU:O[2_546]	2.02	0.18
1:B:189:THR:N	1:D:41:TYR:CE1[2_546]	2.02	0.18
1:B:255:GLY:O	1:D:264:TYR:C[2_546]	2.02	0.18
1:B:261:TYR:N	1:D:268:ALA:O[2_546]	2.02	0.18
1:B:265:ASP:CB	1:D:267:ARG:CG[2_546]	2.02	0.18
1:B:299:GLY:C	1:D:308:ILE:N[2_546]	2.02	0.18
1:B:304:SER:N	1:D:256:PHE:CE2[2_546]	2.02	0.18
1:B:304:SER:C	1:D:256:PHE:CG[2_546]	2.02	0.18
1:B:320:PHE:CA	1:C:367:GLU:CG[2_546]	2.02	0.18
1:B:334:PHE:N	1:C:368:TYR:CE1[2_546]	2.02	0.18
1:B:336:LEU:CA	1:C:369:GLN:CG[2_546]	2.02	0.18
1:B:345:HIS:CB	1:D:41:TYR:O[2_546]	2.02	0.18

Continued on next page...

Continued from previous page...

Atom-1	Atom-2	Interatomic distance (Å)	Clash overlap (Å)
1:B:351:GLU:OE2	1:D:63:ASN:ND2[2_546]	2.02	0.18
1:A:109:ASN:O	1:A:249:GLN:C[2_556]	2.03	0.17
1:A:109:ASN:C	1:A:245:LYS:O[2_556]	2.03	0.17
1:B:20:PHE:N	1:D:177:LEU:CB[2_546]	2.03	0.17
1:B:25:LYS:N	1:D:316:SER:OG[2_546]	2.03	0.17
1:B:28:LEU:CD2	1:D:30:TYR:OH[2_546]	2.03	0.17
1:B:33:TYR:CG	1:D:124:ILE:CD1[2_546]	2.03	0.17
1:B:35:ILE:O	1:D:181:THR:O[2_546]	2.03	0.17
1:B:36:GLU:O	1:D:341:GLY:C[2_546]	2.03	0.17
1:B:37:ASP:O	1:D:342:TRP:CA[2_546]	2.03	0.17
1:B:37:ASP:OD2	1:D:339:THR:N[2_546]	2.03	0.17
1:B:38:LEU:C	1:D:344:ALA:CB[2_546]	2.03	0.17
1:B:40:ASN:N	1:D:345:HIS:CG[2_546]	2.03	0.17
1:B:51:MET:CG	1:D:46:GLU:CA[2_546]	2.03	0.17
1:B:59:LYS:CB	1:D:115:ASN:CA[2_546]	2.03	0.17
1:B:65:LEU:CD1	1:D:53:TYR:CG[2_546]	2.03	0.17
1:B:112:TRP:CE3	1:D:59:LYS:NZ[2_546]	2.03	0.17
1:B:115:ASN:ND2	1:D:60:LYS:CD[2_546]	2.03	0.17
1:B:117:LYS:CA	1:D:60:LYS:N[2_546]	2.03	0.17
1:B:177:LEU:C	1:D:30:TYR:O[2_546]	2.03	0.17
1:B:229:PHE:CD1	1:D:24:GLU:OE1[2_546]	2.03	0.17
1:B:265:ASP:CB	1:D:267:ARG:CD[2_546]	2.03	0.17
1:B:272:LYS:NZ	1:D:260:VAL:N[2_546]	2.03	0.17
1:B:288:TYR:O	1:D:24:GLU:OE2[2_546]	2.03	0.17
1:B:295:LEU:CB	1:D:262:LYS:CG[2_546]	2.03	0.17
1:B:303:PHE:CD2	1:D:300:ILE:CA[2_546]	2.03	0.17
1:B:305:SER:CB	1:D:253:LEU:CD1[2_546]	2.03	0.17
1:B:306:LYS:O	1:D:296:GLU:CA[2_546]	2.03	0.17
1:B:308:ILE:CD1	1:D:296:GLU:OE2[2_546]	2.03	0.17
1:B:309:TYR:CG	1:D:311:ASN:ND2[2_546]	2.03	0.17
1:B:320:PHE:CB	1:C:367:GLU:CB[2_546]	2.03	0.17
1:B:334:PHE:CB	1:D:34:ASN:CG[2_546]	2.03	0.17
1:B:337:SER:CA	1:D:33:TYR:CE1[2_546]	2.03	0.17
1:B:338:ARG:NE	1:D:38:LEU:CA[2_546]	2.03	0.17
1:B:338:ARG:CD	1:D:37:ASP:C[2_546]	2.03	0.17
1:B:338:ARG:CZ	1:D:37:ASP:CA[2_546]	2.03	0.17
1:B:340:LEU:CA	1:D:56:LEU:CG[2_546]	2.03	0.17
1:A:109:ASN:OD1	1:A:250:LYS:CB[2_556]	2.04	0.16
1:A:237:ARG:CD	1:B:216:PRO:C[2_546]	2.04	0.16
1:A:237:ARG:NH1	1:B:217:LEU:N[2_546]	2.04	0.16
1:A:280:GLU:CB	1:B:248:ASN:C[2_546]	2.04	0.16

Continued on next page...

Continued from previous page...

Atom-1	Atom-2	Interatomic distance (Å)	Clash overlap (Å)
1:A:280:GLU:N	1:B:248:ASN:O[2_546]	2.04	0.16
1:A:286:ARG:CD	1:B:251:ASN:CG[2_546]	2.04	0.16
1:A:368:TYR:CA	1:D:336:LEU:CG[2_546]	2.04	0.16
1:A:368:TYR:CA	1:D:336:LEU:CD2[2_546]	2.04	0.16
1:A:368:TYR:CZ	1:D:127:MET:CG[2_546]	2.04	0.16
1:B:19:THR:OG1	1:D:43:SER:C[2_546]	2.04	0.16
1:B:28:LEU:CB	1:D:179:LEU:CA[2_546]	2.04	0.16
1:B:28:LEU:C	1:D:177:LEU:C[2_546]	2.04	0.16
1:B:29:ARG:NE	1:D:336:LEU:CB[2_546]	2.04	0.16
1:B:33:TYR:OH	1:D:124:ILE:CA[2_546]	2.04	0.16
1:B:34:ASN:CA	1:D:339:THR:N[2_546]	2.04	0.16
1:B:36:GLU:OE2	1:D:338:ARG:NH1[2_546]	2.04	0.16
1:B:40:ASN:C	1:D:345:HIS:CA[2_546]	2.04	0.16
1:B:46:GLU:CB	1:D:52:LEU:CA[2_546]	2.04	0.16
1:B:51:MET:C	1:D:62:LEU:CD1[2_546]	2.04	0.16
1:B:121:ILE:CA	1:D:55:LYS:CE[2_546]	2.04	0.16
1:B:176:ALA:N	1:D:18:LEU:C[2_546]	2.04	0.16
1:B:178:ILE:CB	1:D:51:MET:CE[2_546]	2.04	0.16
1:B:179:LEU:N	1:D:30:TYR:CD2[2_546]	2.04	0.16
1:B:182:ASP:N	1:D:38:LEU:CG[2_546]	2.04	0.16
1:B:188:SER:C	1:D:41:TYR:CD1[2_546]	2.04	0.16
1:B:253:LEU:CG	1:D:309:TYR:CE1[2_546]	2.04	0.16
1:B:257:GLY:N	1:D:264:TYR:CB[2_546]	2.04	0.16
1:B:258:HIS:CD2	1:D:267:ARG:O[2_546]	2.04	0.16
1:B:258:HIS:CD2	1:D:270:ILE:CA[2_546]	2.04	0.16
1:B:261:TYR:CE2	1:D:271:PHE:CD1[2_546]	2.04	0.16
1:B:264:TYR:CG	1:D:258:HIS:ND1[2_546]	2.04	0.16
1:B:268:ALA:N	1:D:183:HIS:NE2[2_546]	2.04	0.16
1:B:297:GLU:O	1:D:308:ILE:CD1[2_546]	2.04	0.16
1:B:309:TYR:CE2	1:D:311:ASN:CG[2_546]	2.04	0.16
1:B:313:ASP:O	1:D:26:GLY:C[2_546]	2.04	0.16
1:B:313:ASP:CB	1:D:27:ILE:N[2_546]	2.04	0.16
1:B:313:ASP:N	1:D:26:GLY:C[2_546]	2.04	0.16
1:B:314:PHE:O	1:D:23:GLY:CA[2_546]	2.04	0.16
1:B:320:PHE:CE1	1:C:367:GLU:O[2_546]	2.04	0.16
1:B:334:PHE:CZ	1:D:34:ASN:O[2_546]	2.04	0.16
1:B:334:PHE:CG	1:D:34:ASN:N[2_546]	2.04	0.16
1:B:335:ALA:O	1:C:371:TYR:CA[2_546]	2.04	0.16
1:B:337:SER:CB	1:D:30:TYR:O[2_546]	2.04	0.16
1:B:338:ARG:NE	1:D:38:LEU:CG[2_546]	2.04	0.16
1:B:338:ARG:O	1:C:371:TYR:CZ[2_546]	2.04	0.16

Continued on next page...

Continued from previous page...

Atom-1	Atom-2	Interatomic distance (Å)	Clash overlap (Å)
1:B:340:LEU:C	1:D:56:LEU:CD2[2_546]	2.04	0.16
1:A:287:ARG:N	1:B:251:ASN:ND2[2_546]	2.05	0.15
1:A:361:ALA:C	1:D:171:ASN:CG[2_546]	2.05	0.15
1:A:367:GLU:CB	1:D:156:PHE:CE2[2_546]	2.05	0.15
1:A:368:TYR:C	1:D:127:MET:C[2_546]	2.05	0.15
1:A:368:TYR:CE2	1:D:127:MET:CG[2_546]	2.05	0.15
1:A:369:GLN:CD	1:D:125:ALA:CA[2_546]	2.05	0.15
1:B:17:ASN:CG	1:D:150:ASP:C[2_546]	2.05	0.15
1:B:18:LEU:CD2	1:D:45:GLU:CA[2_546]	2.05	0.15
1:B:20:PHE:C	1:D:176:ALA:CA[2_546]	2.05	0.15
1:B:24:GLU:N	1:D:317:GLY:N[2_546]	2.05	0.15
1:B:24:GLU:CD	1:D:318:ILE:N[2_546]	2.05	0.15
1:B:40:ASN:O	1:D:345:HIS:C[2_546]	2.05	0.15
1:B:59:LYS:CB	1:D:114:GLU:N[2_546]	2.05	0.15
1:B:116:ASP:CB	1:D:60:LYS:N[2_546]	2.05	0.15
1:B:121:ILE:CG2	1:D:55:LYS:NZ[2_546]	2.05	0.15
1:B:171:ASN:C	1:D:17:ASN:N[2_546]	2.05	0.15
1:B:174:ASP:N	1:D:17:ASN:N[2_546]	2.05	0.15
1:B:179:LEU:O	1:D:30:TYR:CG[2_546]	2.05	0.15
1:B:226:PHE:CB	1:D:25:LYS:CG[2_546]	2.05	0.15
1:B:252:ARG:C	1:D:309:TYR:OH[2_546]	2.05	0.15
1:B:258:HIS:CG	1:D:269:LYS:CA[2_546]	2.05	0.15
1:B:258:HIS:O	1:D:268:ALA:O[2_546]	2.05	0.15
1:B:258:HIS:CB	1:D:268:ALA:N[2_546]	2.05	0.15
1:B:263:THR:C	1:D:311:ASN:O[2_546]	2.05	0.15
1:B:264:TYR:CE2	1:D:258:HIS:CG[2_546]	2.05	0.15
1:B:265:ASP:CA	1:D:267:ARG:CG[2_546]	2.05	0.15
1:B:272:LYS:NZ	1:D:259:ARG:CD[2_546]	2.05	0.15
1:B:272:LYS:CB	1:D:260:VAL:CG1[2_546]	2.05	0.15
1:B:299:GLY:C	1:D:308:ILE:CG1[2_546]	2.05	0.15
1:B:304:SER:CB	1:D:256:PHE:N[2_546]	2.05	0.15
1:B:311:ASN:O	1:D:261:TYR:CD2[2_546]	2.05	0.15
1:B:342:TRP:CE3	1:C:371:TYR:CG[2_546]	2.05	0.15
1:A:108:LYS:O	1:A:247:VAL:CB[2_556]	2.06	0.14
1:A:108:LYS:N	1:A:248:ASN:CA[2_556]	2.06	0.14
1:A:108:LYS:CA	1:A:248:ASN:N[2_556]	2.06	0.14
1:A:111:LYS:NZ	1:A:241:TRP:CZ2[2_556]	2.06	0.14
1:A:286:ARG:NH1	1:B:246:VAL:O[2_546]	2.06	0.14
1:A:286:ARG:NE	1:B:251:ASN:CG[2_546]	2.06	0.14
1:A:361:ALA:CA	1:D:171:ASN:CG[2_546]	2.06	0.14
1:A:362:LEU:CD2	1:D:166:THR:C[2_546]	2.06	0.14

Continued on next page...

Continued from previous page...

Atom-1	Atom-2	Interatomic distance (Å)	Clash overlap (Å)
1:A:363:TYR:CB	1:D:174:ASP:N[2_546]	2.06	0.14
1:B:17:ASN:CB	1:D:152:PHE:N[2_546]	2.06	0.14
1:B:20:PHE:CD1	1:D:173:MET:O[2_546]	2.06	0.14
1:B:21:ILE:N	1:D:177:LEU:N[2_546]	2.06	0.14
1:B:29:ARG:CB	1:D:177:LEU:CB[2_546]	2.06	0.14
1:B:30:TYR:O	1:D:44:TYR:CE2[2_546]	2.06	0.14
1:B:37:ASP:O	1:D:341:GLY:O[2_546]	2.06	0.14
1:B:38:LEU:CB	1:D:340:LEU:C[2_546]	2.06	0.14
1:B:44:TYR:CD1	1:D:31:ARG:CD[2_546]	2.06	0.14
1:B:46:GLU:CB	1:D:52:LEU:CB[2_546]	2.06	0.14
1:B:57:PRO:CB	1:D:53:TYR:OH[2_546]	2.06	0.14
1:B:256:PHE:CE1	1:D:263:THR:O[2_546]	2.06	0.14
1:B:256:PHE:CG	1:D:263:THR:C[2_546]	2.06	0.14
1:B:265:ASP:CG	1:D:267:ARG:CB[2_546]	2.06	0.14
1:B:269:LYS:O	1:D:184:GLU:CD[2_546]	2.06	0.14
1:B:272:LYS:CE	1:D:259:ARG:O[2_546]	2.06	0.14
1:B:299:GLY:C	1:D:308:ILE:O[2_546]	2.06	0.14
1:B:303:PHE:CE1	1:D:304:SER:CA[2_546]	2.06	0.14
1:B:313:ASP:C	1:D:26:GLY:O[2_546]	2.06	0.14
1:B:338:ARG:CD	1:D:37:ASP:O[2_546]	2.06	0.14
1:B:341:GLY:C	1:D:46:GLU:OE1[2_546]	2.06	0.14
1:B:342:TRP:CD1	1:C:371:TYR:CZ[2_546]	2.06	0.14
1:B:345:HIS:CG	1:D:42:GLY:CA[2_546]	2.06	0.14
1:A:108:LYS:C	1:A:248:ASN:CG[2_556]	2.07	0.13
1:A:286:ARG:CD	1:B:245:LYS:O[2_546]	2.07	0.13
1:A:360:ARG:NH1	1:D:277:THR:CA[2_546]	2.07	0.13
1:A:367:GLU:CG	1:D:156:PHE:CD1[2_546]	2.07	0.13
1:B:33:TYR:CG	1:D:124:ILE:CB[2_546]	2.07	0.13
1:B:36:GLU:OE2	1:D:338:ARG:NE[2_546]	2.07	0.13
1:B:43:SER:O	1:D:51:MET:C[2_546]	2.07	0.13
1:B:47:THR:O	1:D:48:ILE:C[2_546]	2.07	0.13
1:B:116:ASP:O	1:D:58:THR:OG1[2_546]	2.07	0.13
1:B:116:ASP:O	1:D:58:THR:CB[2_546]	2.07	0.13
1:B:121:ILE:CG1	1:D:61:GLU:OE1[2_546]	2.07	0.13
1:B:167:THR:O	1:D:15:VAL:CG1[2_546]	2.07	0.13
1:B:171:ASN:O	1:D:17:ASN:CA[2_546]	2.07	0.13
1:B:174:ASP:N	1:D:17:ASN:C[2_546]	2.07	0.13
1:B:175:LYS:CD	1:D:18:LEU:CG[2_546]	2.07	0.13
1:B:183:HIS:O	1:D:39:VAL:CG1[2_546]	2.07	0.13
1:B:260:VAL:O	1:D:271:PHE:CA[2_546]	2.07	0.13
1:B:260:VAL:CG2	1:D:271:PHE:N[2_546]	2.07	0.13

Continued on next page...

Continued from previous page...

Atom-1	Atom-2	Interatomic distance (Å)	Clash overlap (Å)
1:B:271:PHE:CG	1:D:21:ILE:N[2_546]	2.07	0.13
1:B:308:ILE:C	1:D:310:PRO:CG[2_546]	2.07	0.13
1:B:315:TYR:CB	1:D:23:GLY:N[2_546]	2.07	0.13
1:B:335:ALA:CB	1:C:371:TYR:N[2_546]	2.07	0.13
1:B:337:SER:O	1:D:33:TYR:CG[2_546]	2.07	0.13
1:A:109:ASN:CG	1:A:249:GLN:C[2_556]	2.08	0.12
1:A:362:LEU:CB	1:D:167:THR:CA[2_546]	2.08	0.12
1:B:12:ILE:CG1	1:D:168:ASP:OD1[2_546]	2.08	0.12
1:B:23:GLY:C	1:D:316:SER:OG[2_546]	2.08	0.12
1:B:29:ARG:CA	1:D:177:LEU:C[2_546]	2.08	0.12
1:B:30:TYR:CG	1:D:47:THR:CB[2_546]	2.08	0.12
1:B:34:ASN:OD1	1:D:338:ARG:N[2_546]	2.08	0.12
1:B:34:ASN:N	1:D:337:SER:O[2_546]	2.08	0.12
1:B:37:ASP:O	1:D:341:GLY:C[2_546]	2.08	0.12
1:B:41:TYR:C	1:D:344:ALA:C[2_546]	2.08	0.12
1:B:44:TYR:CD2	1:D:54:GLY:CA[2_546]	2.08	0.12
1:B:46:GLU:CG	1:D:52:LEU:CG[2_546]	2.08	0.12
1:B:48:ILE:CB	1:D:49:TYR:CE2[2_546]	2.08	0.12
1:B:179:LEU:CA	1:D:30:TYR:CE2[2_546]	2.08	0.12
1:B:184:GLU:CA	1:D:39:VAL:CB[2_546]	2.08	0.12
1:B:189:THR:CB	1:D:41:TYR:CB[2_546]	2.08	0.12
1:B:242:PHE:CD2	1:D:306:LYS:CA[2_546]	2.08	0.12
1:B:256:PHE:CG	1:D:263:THR:O[2_546]	2.08	0.12
1:B:262:LYS:CB	1:D:315:TYR:CB[2_546]	2.08	0.12
1:B:267:ARG:CD	1:D:28:LEU:CD2[2_546]	2.08	0.12
1:B:302:GLN:NE2	1:D:302:GLN:N[2_546]	2.08	0.12
1:B:302:GLN:CA	1:D:303:PHE:CD2[2_546]	2.08	0.12
1:B:304:SER:CB	1:D:256:PHE:CG[2_546]	2.08	0.12
1:B:311:ASN:CG	1:D:266:PRO:CD[2_546]	2.08	0.12
1:B:316:SER:CA	1:D:21:ILE:C[2_546]	2.08	0.12
1:B:320:PHE:CD2	1:C:367:GLU:C[2_546]	2.08	0.12
1:B:333:LEU:CA	1:C:368:TYR:CB[2_546]	2.08	0.12
1:B:334:PHE:CZ	1:D:37:ASP:OD1[2_546]	2.08	0.12
1:B:337:SER:N	1:D:33:TYR:CD1[2_546]	2.08	0.12
1:B:338:ARG:NH1	1:D:36:GLU:O[2_546]	2.08	0.12
1:B:338:ARG:CZ	1:D:37:ASP:N[2_546]	2.08	0.12
1:B:342:TRP:CE3	1:C:371:TYR:C[2_546]	2.08	0.12
1:A:109:ASN:CA	1:A:249:GLN:CA[2_556]	2.09	0.11
1:A:109:ASN:OD1	1:A:250:LYS:O[2_556]	2.09	0.11
1:A:110:PHE:CA	1:A:244:ASP:C[2_556]	2.09	0.11
1:A:280:GLU:CB	1:B:248:ASN:CB[2_546]	2.09	0.11

Continued on next page...

Continued from previous page...

Atom-1	Atom-2	Interatomic distance (Å)	Clash overlap (Å)
1:A:286:ARG:NE	1:B:251:ASN:CA[2_546]	2.09	0.11
1:A:286:ARG:CZ	1:B:246:VAL:CA[2_546]	2.09	0.11
1:A:286:ARG:CD	1:B:251:ASN:CA[2_546]	2.09	0.11
1:A:364:VAL:CB	1:D:154:LYS:N[2_546]	2.09	0.11
1:B:24:GLU:CA	1:D:316:SER:O[2_546]	2.09	0.11
1:B:25:LYS:C	1:D:316:SER:OG[2_546]	2.09	0.11
1:B:25:LYS:CB	1:D:320:PHE:CE1[2_546]	2.09	0.11
1:B:27:ILE:N	1:D:180:TYR:CG[2_546]	2.09	0.11
1:B:35:ILE:N	1:D:181:THR:CA[2_546]	2.09	0.11
1:B:36:GLU:CG	1:D:338:ARG:CB[2_546]	2.09	0.11
1:B:37:ASP:OD1	1:D:342:TRP:CB[2_546]	2.09	0.11
1:B:47:THR:CG2	1:D:51:MET:CA[2_546]	2.09	0.11
1:B:48:ILE:C	1:D:49:TYR:O[2_546]	2.09	0.11
1:B:57:PRO:C	1:D:117:LYS:C[2_546]	2.09	0.11
1:B:58:THR:N	1:D:118:GLU:N[2_546]	2.09	0.11
1:B:117:LYS:O	1:D:61:GLU:CG[2_546]	2.09	0.11
1:B:173:MET:N	1:C:364:VAL:N[2_546]	2.09	0.11
1:B:175:LYS:CB	1:D:18:LEU:CA[2_546]	2.09	0.11
1:B:178:ILE:O	1:D:30:TYR:CB[2_546]	2.09	0.11
1:B:178:ILE:O	1:D:30:TYR:CD1[2_546]	2.09	0.11
1:B:179:LEU:N	1:D:30:TYR:CA[2_546]	2.09	0.11
1:B:180:TYR:CE1	1:D:29:ARG:N[2_546]	2.09	0.11
1:B:182:ASP:CB	1:D:47:THR:OG1[2_546]	2.09	0.11
1:B:188:SER:CA	1:D:41:TYR:CE2[2_546]	2.09	0.11
1:B:246:VAL:CB	1:D:305:SER:CA[2_546]	2.09	0.11
1:B:253:LEU:N	1:D:309:TYR:CZ[2_546]	2.09	0.11
1:B:265:ASP:O	1:D:267:ARG:NH1[2_546]	2.09	0.11
1:B:296:GLU:CB	1:D:261:TYR:O[2_546]	2.09	0.11
1:B:298:LEU:C	1:D:308:ILE:N[2_546]	2.09	0.11
1:B:307:GLY:CA	1:D:314:PHE:CD1[2_546]	2.09	0.11
1:B:309:TYR:CB	1:D:310:PRO:O[2_546]	2.09	0.11
1:B:334:PHE:N	1:D:32:GLY:O[2_546]	2.09	0.11
1:B:336:LEU:CG	1:C:369:GLN:CB[2_546]	2.09	0.11
1:B:336:LEU:C	1:D:33:TYR:CD2[2_546]	2.09	0.11
1:B:338:ARG:CB	1:C:371:TYR:CD1[2_546]	2.09	0.11
1:B:344:ALA:CA	1:D:62:LEU:CD2[2_546]	2.09	0.11
1:A:110:PHE:N	1:A:244:ASP:C[2_556]	2.10	0.10
1:A:236:ASN:OD1	1:B:224:GLU:CB[2_546]	2.10	0.10
1:A:290:GLU:CG	1:B:245:LYS:NZ[2_546]	2.10	0.10
1:A:362:LEU:C	1:D:170:ILE:O[2_546]	2.10	0.10
1:A:364:VAL:C	1:D:153:ALA:CA[2_546]	2.10	0.10

Continued on next page...

Continued from previous page...

Atom-1	Atom-2	Interatomic distance (Å)	Clash overlap (Å)
1:A:366:PRO:CA	1:D:152:PHE:O[2_546]	2.10	0.10
1:A:367:GLU:CG	1:D:156:PHE:CD2[2_546]	2.10	0.10
1:B:19:THR:CA	1:D:174:ASP:O[2_546]	2.10	0.10
1:B:22:ASP:OD1	1:D:320:PHE:CG[2_546]	2.10	0.10
1:B:25:LYS:NZ	1:D:223:GLU:OE1[2_546]	2.10	0.10
1:B:27:ILE:CA	1:D:180:TYR:CE1[2_546]	2.10	0.10
1:B:28:LEU:CD1	1:D:178:ILE:N[2_546]	2.10	0.10
1:B:37:ASP:CB	1:D:342:TRP:CB[2_546]	2.10	0.10
1:B:42:GLY:N	1:D:343:LEU:O[2_546]	2.10	0.10
1:B:44:TYR:CD1	1:D:50:LEU:CD1[2_546]	2.10	0.10
1:B:46:GLU:C	1:D:52:LEU:N[2_546]	2.10	0.10
1:B:55:LYS:C	1:D:121:ILE:CD1[2_546]	2.10	0.10
1:B:56:LEU:CG	1:D:120:ALA:CA[2_546]	2.10	0.10
1:B:56:LEU:CD2	1:D:120:ALA:CB[2_546]	2.10	0.10
1:B:61:GLU:CB	1:D:115:ASN:OD1[2_546]	2.10	0.10
1:B:61:GLU:CB	1:D:118:GLU:OE2[2_546]	2.10	0.10
1:B:169:GLU:CB	1:C:364:VAL:CG1[2_546]	2.10	0.10
1:B:173:MET:CG	1:C:365:GLY:CA[2_546]	2.10	0.10
1:B:174:ASP:O	1:D:17:ASN:C[2_546]	2.10	0.10
1:B:179:LEU:CD2	1:D:30:TYR:CE2[2_546]	2.10	0.10
1:B:179:LEU:O	1:D:30:TYR:CD1[2_546]	2.10	0.10
1:B:189:THR:CA	1:D:41:TYR:CE2[2_546]	2.10	0.10
1:B:242:PHE:CZ	1:D:306:LYS:CA[2_546]	2.10	0.10
1:B:258:HIS:C	1:D:268:ALA:C[2_546]	2.10	0.10
1:B:262:LYS:NZ	1:D:272:LYS:CG[2_546]	2.10	0.10
1:B:301:LYS:N	1:D:308:ILE:CB[2_546]	2.10	0.10
1:B:314:PHE:CE1	1:D:262:LYS:CB[2_546]	2.10	0.10
1:B:316:SER:O	1:D:20:PHE:CD2[2_546]	2.10	0.10
1:B:316:SER:CA	1:D:22:ASP:N[2_546]	2.10	0.10
1:B:332:ALA:N	1:C:368:TYR:CG[2_546]	2.10	0.10
1:B:338:ARG:CD	1:D:38:LEU:N[2_546]	2.10	0.10
1:B:347:ILE:CD1	1:D:58:THR:O[2_546]	2.10	0.10
1:A:111:LYS:N	1:A:245:LYS:CA[2_556]	2.11	0.09
1:A:112:TRP:C	1:A:231:GLU:OE1[2_556]	2.11	0.09
1:A:368:TYR:CE2	1:D:127:MET:SD[2_546]	2.11	0.09
1:B:12:ILE:CD1	1:D:168:ASP:CA[2_546]	2.11	0.09
1:B:17:ASN:N	1:D:151:SER:CB[2_546]	2.11	0.09
1:B:23:GLY:O	1:D:316:SER:CB[2_546]	2.11	0.09
1:B:26:GLY:C	1:D:180:TYR:OH[2_546]	2.11	0.09
1:B:34:ASN:OD1	1:D:337:SER:CB[2_546]	2.11	0.09
1:B:34:ASN:CG	1:D:337:SER:N[2_546]	2.11	0.09

Continued on next page...

Continued from previous page...

Atom-1	Atom-2	Interatomic distance (Å)	Clash overlap (Å)
1:B:36:GLU:CD	1:D:338:ARG:CG[2_546]	2.11	0.09
1:B:45:GLU:CB	1:D:53:TYR:O[2_546]	2.11	0.09
1:B:47:THR:CG2	1:D:51:MET:CB[2_546]	2.11	0.09
1:B:48:ILE:CB	1:D:53:TYR:CB[2_546]	2.11	0.09
1:B:49:TYR:CE1	1:D:53:TYR:OH[2_546]	2.11	0.09
1:B:50:LEU:CD1	1:D:48:ILE:CG2[2_546]	2.11	0.09
1:B:59:LYS:CA	1:D:114:GLU:O[2_546]	2.11	0.09
1:B:173:MET:SD	1:C:366:PRO:CA[2_546]	2.11	0.09
1:B:174:ASP:CA	1:D:17:ASN:OD1[2_546]	2.11	0.09
1:B:176:ALA:N	1:D:19:THR:N[2_546]	2.11	0.09
1:B:178:ILE:CG1	1:D:51:MET:SD[2_546]	2.11	0.09
1:B:188:SER:OG	1:D:41:TYR:CZ[2_546]	2.11	0.09
1:B:222:ALA:O	1:D:25:LYS:CB[2_546]	2.11	0.09
1:B:226:PHE:CA	1:D:25:LYS:CE[2_546]	2.11	0.09
1:B:246:VAL:CG1	1:D:304:SER:CB[2_546]	2.11	0.09
1:B:256:PHE:CD2	1:D:309:TYR:N[2_546]	2.11	0.09
1:B:257:GLY:CA	1:D:264:TYR:CD1[2_546]	2.11	0.09
1:B:263:THR:N	1:D:312:THR:C[2_546]	2.11	0.09
1:B:268:ALA:O	1:D:183:HIS:NE2[2_546]	2.11	0.09
1:B:270:ILE:CB	1:D:183:HIS:C[2_546]	2.11	0.09
1:B:304:SER:CA	1:D:256:PHE:CD2[2_546]	2.11	0.09
1:B:305:SER:N	1:D:253:LEU:CG[2_546]	2.11	0.09
1:B:312:THR:OG1	1:D:28:LEU:CD1[2_546]	2.11	0.09
1:B:315:TYR:CZ	1:D:260:VAL:CA[2_546]	2.11	0.09
1:B:332:ALA:CB	1:C:368:TYR:CD2[2_546]	2.11	0.09
1:B:333:LEU:N	1:C:368:TYR:CD1[2_546]	2.11	0.09
1:B:337:SER:CB	1:D:33:TYR:CD1[2_546]	2.11	0.09
1:B:338:ARG:C	1:C:371:TYR:CE1[2_546]	2.11	0.09
1:B:347:ILE:CD1	1:D:58:THR:C[2_546]	2.11	0.09
1:A:109:ASN:O	1:A:249:GLN:O[2_556]	2.12	0.08
1:A:111:LYS:N	1:A:245:LYS:CG[2_556]	2.12	0.08
1:A:279:ILE:CB	1:B:249:GLN:CG[2_546]	2.12	0.08
1:A:280:GLU:CG	1:B:248:ASN:CG[2_546]	2.12	0.08
1:A:286:ARG:CZ	1:B:251:ASN:CA[2_546]	2.12	0.08
1:A:290:GLU:CG	1:B:245:LYS:CE[2_546]	2.12	0.08
1:A:294:LYS:CE	1:B:231:GLU:OE2[2_546]	2.12	0.08
1:A:361:ALA:C	1:D:171:ASN:CA[2_546]	2.12	0.08
1:B:25:LYS:C	1:D:180:TYR:OH[2_546]	2.12	0.08
1:B:29:ARG:CZ	1:D:336:LEU:N[2_546]	2.12	0.08
1:B:30:TYR:CD2	1:D:47:THR:CG2[2_546]	2.12	0.08
1:B:35:ILE:CB	1:D:181:THR:CG2[2_546]	2.12	0.08

Continued on next page...

Continued from previous page...

Atom-1	Atom-2	Interatomic distance (Å)	Clash overlap (Å)
1:B:48:ILE:CG2	1:D:49:TYR:CZ[2_546]	2.12	0.08
1:B:51:MET:SD	1:D:44:TYR:O[2_546]	2.12	0.08
1:B:51:MET:CG	1:D:47:THR:N[2_546]	2.12	0.08
1:B:52:LEU:CG	1:D:57:PRO:CG[2_546]	2.12	0.08
1:B:52:LEU:C	1:D:61:GLU:O[2_546]	2.12	0.08
1:B:117:LYS:CD	1:D:61:GLU:O[2_546]	2.12	0.08
1:B:156:PHE:CZ	1:C:366:PRO:CG[2_546]	2.12	0.08
1:B:173:MET:C	1:D:17:ASN:CG[2_546]	2.12	0.08
1:B:177:LEU:CG	1:D:31:ARG:C[2_546]	2.12	0.08
1:B:178:ILE:C	1:D:30:TYR:CG[2_546]	2.12	0.08
1:B:183:HIS:CD2	1:D:179:LEU:CD2[2_546]	2.12	0.08
1:B:184:GLU:N	1:D:39:VAL:CA[2_546]	2.12	0.08
1:B:259:ARG:C	1:D:272:LYS:CA[2_546]	2.12	0.08
1:B:261:TYR:CB	1:D:268:ALA:CA[2_546]	2.12	0.08
1:B:263:THR:CG2	1:D:313:ASP:OD1[2_546]	2.12	0.08
1:B:264:TYR:CE2	1:D:258:HIS:CD2[2_546]	2.12	0.08
1:B:264:TYR:CA	1:D:312:THR:N[2_546]	2.12	0.08
1:B:265:ASP:C	1:D:267:ARG:CD[2_546]	2.12	0.08
1:B:288:TYR:C	1:D:24:GLU:OE2[2_546]	2.12	0.08
1:B:301:LYS:CG	1:D:308:ILE:CD1[2_546]	2.12	0.08
1:B:308:ILE:C	1:D:309:TYR:C[2_546]	2.12	0.08
1:B:311:ASN:N	1:D:265:ASP:N[2_546]	2.12	0.08
1:B:311:ASN:OD1	1:D:266:PRO:CD[2_546]	2.12	0.08
1:B:313:ASP:C	1:D:26:GLY:N[2_546]	2.12	0.08
1:B:313:ASP:CG	1:D:26:GLY:O[2_546]	2.12	0.08
1:B:315:TYR:CD1	1:D:260:VAL:CB[2_546]	2.12	0.08
1:B:335:ALA:O	1:D:33:TYR:CD2[2_546]	2.12	0.08
1:B:339:THR:O	1:D:56:LEU:CD2[2_546]	2.12	0.08
1:A:279:ILE:CD1	1:B:249:GLN:OE1[2_546]	2.13	0.07
1:A:362:LEU:N	1:D:171:ASN:CB[2_546]	2.13	0.07
1:B:19:THR:O	1:D:175:LYS:N[2_546]	2.13	0.07
1:B:22:ASP:O	1:D:316:SER:CB[2_546]	2.13	0.07
1:B:28:LEU:CA	1:D:180:TYR:CA[2_546]	2.13	0.07
1:B:29:ARG:O	1:D:177:LEU:CB[2_546]	2.13	0.07
1:B:31:ARG:CZ	1:D:45:GLU:CB[2_546]	2.13	0.07
1:B:32:GLY:N	1:D:44:TYR:CD2[2_546]	2.13	0.07
1:B:34:ASN:N	1:D:337:SER:C[2_546]	2.13	0.07
1:B:35:ILE:CG2	1:D:181:THR:CA[2_546]	2.13	0.07
1:B:47:THR:N	1:D:52:LEU:C[2_546]	2.13	0.07
1:B:47:THR:N	1:D:51:MET:C[2_546]	2.13	0.07
1:B:56:LEU:CA	1:D:117:LYS:O[2_546]	2.13	0.07

Continued on next page...

Continued from previous page...

Atom-1	Atom-2	Interatomic distance (Å)	Clash overlap (Å)
1:B:61:GLU:N	1:D:115:ASN:OD1[2_546]	2.13	0.07
1:B:172:ALA:N	1:C:362:LEU:O[2_546]	2.13	0.07
1:B:172:ALA:CB	1:C:363:TYR:CG[2_546]	2.13	0.07
1:B:174:ASP:O	1:D:18:LEU:CA[2_546]	2.13	0.07
1:B:182:ASP:OD2	1:D:178:ILE:CD1[2_546]	2.13	0.07
1:B:186:PRO:CB	1:D:40:ASN:OD1[2_546]	2.13	0.07
1:B:246:VAL:CB	1:D:305:SER:N[2_546]	2.13	0.07
1:B:256:PHE:CG	1:D:309:TYR:CG[2_546]	2.13	0.07
1:B:259:ARG:C	1:D:269:LYS:O[2_546]	2.13	0.07
1:B:262:LYS:CD	1:D:315:TYR:CE2[2_546]	2.13	0.07
1:B:263:THR:CB	1:D:313:ASP:CG[2_546]	2.13	0.07
1:B:274:LEU:CD1	1:D:19:THR:C[2_546]	2.13	0.07
1:B:276:LEU:C	1:C:360:ARG:CZ[2_546]	2.13	0.07
1:B:296:GLU:OE1	1:D:260:VAL:C[2_546]	2.13	0.07
1:B:337:SER:OG	1:D:30:TYR:C[2_546]	2.13	0.07
1:A:109:ASN:CB	1:A:246:VAL:O[2_556]	2.14	0.06
1:A:362:LEU:CD1	1:D:169:GLU:C[2_546]	2.14	0.06
1:A:368:TYR:CB	1:D:336:LEU:CG[2_546]	2.14	0.06
1:B:19:THR:C	1:D:174:ASP:CA[2_546]	2.14	0.06
1:B:20:PHE:CB	1:D:173:MET:C[2_546]	2.14	0.06
1:B:22:ASP:OD1	1:D:316:SER:O[2_546]	2.14	0.06
1:B:23:GLY:CA	1:D:271:PHE:CG[2_546]	2.14	0.06
1:B:24:GLU:CG	1:D:318:ILE:CA[2_546]	2.14	0.06
1:B:26:GLY:N	1:D:180:TYR:CE1[2_546]	2.14	0.06
1:B:28:LEU:CG	1:D:181:THR:N[2_546]	2.14	0.06
1:B:28:LEU:CD2	1:D:178:ILE:C[2_546]	2.14	0.06
1:B:29:ARG:O	1:D:178:ILE:N[2_546]	2.14	0.06
1:B:30:TYR:N	1:D:44:TYR:CG[2_546]	2.14	0.06
1:B:30:TYR:CA	1:D:44:TYR:CZ[2_546]	2.14	0.06
1:B:34:ASN:C	1:D:338:ARG:O[2_546]	2.14	0.06
1:B:41:TYR:CD1	1:D:343:LEU:N[2_546]	2.14	0.06
1:B:45:GLU:C	1:D:53:TYR:C[2_546]	2.14	0.06
1:B:46:GLU:N	1:D:53:TYR:CA[2_546]	2.14	0.06
1:B:47:THR:OG1	1:D:52:LEU:N[2_546]	2.14	0.06
1:B:47:THR:O	1:D:49:TYR:CB[2_546]	2.14	0.06
1:B:48:ILE:CG1	1:D:55:LYS:C[2_546]	2.14	0.06
1:B:49:TYR:N	1:D:49:TYR:CD1[2_546]	2.14	0.06
1:B:53:TYR:O	1:D:64:ASP:C[2_546]	2.14	0.06
1:B:57:PRO:O	1:D:118:GLU:CA[2_546]	2.14	0.06
1:B:117:LYS:N	1:D:61:GLU:N[2_546]	2.14	0.06
1:B:117:LYS:CD	1:D:60:LYS:C[2_546]	2.14	0.06

Continued on next page...

Continued from previous page...

Atom-1	Atom-2	Interatomic distance (Å)	Clash overlap (Å)
1:B:170:ILE:O	1:C:364:VAL:CG2[2_546]	2.14	0.06
1:B:172:ALA:CB	1:C:364:VAL:N[2_546]	2.14	0.06
1:B:172:ALA:CA	1:C:363:TYR:CG[2_546]	2.14	0.06
1:B:182:ASP:C	1:D:178:ILE:CG2[2_546]	2.14	0.06
1:B:256:PHE:CE1	1:D:263:THR:N[2_546]	2.14	0.06
1:B:258:HIS:NE2	1:D:270:ILE:CG1[2_546]	2.14	0.06
1:B:261:TYR:N	1:D:271:PHE:N[2_546]	2.14	0.06
1:B:262:LYS:CA	1:D:314:PHE:CA[2_546]	2.14	0.06
1:B:263:THR:OG1	1:D:313:ASP:OD1[2_546]	2.14	0.06
1:B:269:LYS:C	1:D:183:HIS:CD2[2_546]	2.14	0.06
1:B:270:ILE:CD1	1:D:182:ASP:CA[2_546]	2.14	0.06
1:B:272:LYS:N	1:D:21:ILE:CD1[2_546]	2.14	0.06
1:B:278:LEU:CA	1:C:362:LEU:CD1[2_546]	2.14	0.06
1:B:300:ILE:N	1:D:308:ILE:CG2[2_546]	2.14	0.06
1:B:308:ILE:CA	1:D:310:PRO:N[2_546]	2.14	0.06
1:B:310:PRO:O	1:D:265:ASP:OD2[2_546]	2.14	0.06
1:B:314:PHE:N	1:D:27:ILE:N[2_546]	2.14	0.06
1:B:336:LEU:C	1:D:33:TYR:CE1[2_546]	2.14	0.06
1:B:348:GLU:CG	1:D:66:LYS:NZ[2_546]	2.14	0.06
1:A:110:PHE:CB	1:A:244:ASP:O[2_556]	2.15	0.05
1:A:237:ARG:CZ	1:B:217:LEU:CB[2_546]	2.15	0.05
1:A:362:LEU:CD1	1:D:167:THR:C[2_546]	2.15	0.05
1:A:368:TYR:C	1:D:128:ALA:CA[2_546]	2.15	0.05
1:B:16:THR:O	1:D:151:SER:OG[2_546]	2.15	0.05
1:B:19:THR:N	1:D:44:TYR:CB[2_546]	2.15	0.05
1:B:28:LEU:N	1:D:180:TYR:N[2_546]	2.15	0.05
1:B:33:TYR:O	1:D:337:SER:O[2_546]	2.15	0.05
1:B:35:ILE:CD1	1:D:182:ASP:CA[2_546]	2.15	0.05
1:B:41:TYR:CB	1:D:343:LEU:O[2_546]	2.15	0.05
1:B:43:SER:CA	1:D:31:ARG:NH2[2_546]	2.15	0.05
1:B:44:TYR:N	1:D:31:ARG:NE[2_546]	2.15	0.05
1:B:46:GLU:OE1	1:D:347:ILE:CG1[2_546]	2.15	0.05
1:B:46:GLU:O	1:D:52:LEU:CG[2_546]	2.15	0.05
1:B:49:TYR:CA	1:D:49:TYR:CE1[2_546]	2.15	0.05
1:B:56:LEU:O	1:D:118:GLU:CA[2_546]	2.15	0.05
1:B:58:THR:OG1	1:D:115:ASN:CB[2_546]	2.15	0.05
1:B:117:LYS:CG	1:D:59:LYS:O[2_546]	2.15	0.05
1:B:172:ALA:N	1:D:16:THR:C[2_546]	2.15	0.05
1:B:174:ASP:CB	1:D:17:ASN:N[2_546]	2.15	0.05
1:B:176:ALA:O	1:D:30:TYR:N[2_546]	2.15	0.05
1:B:179:LEU:CA	1:D:30:TYR:CB[2_546]	2.15	0.05

Continued on next page...

Continued from previous page...

Atom-1	Atom-2	Interatomic distance (Å)	Clash overlap (Å)
1:B:182:ASP:OD1	1:D:38:LEU:C[2_546]	2.15	0.05
1:B:183:HIS:O	1:D:40:ASN:N[2_546]	2.15	0.05
1:B:186:PRO:C	1:D:40:ASN:CG[2_546]	2.15	0.05
1:B:246:VAL:CG1	1:D:304:SER:CA[2_546]	2.15	0.05
1:B:262:LYS:CA	1:D:314:PHE:C[2_546]	2.15	0.05
1:B:267:ARG:NE	1:D:28:LEU:CD2[2_546]	2.15	0.05
1:B:267:ARG:NH1	1:D:35:ILE:CD1[2_546]	2.15	0.05
1:B:270:ILE:C	1:D:21:ILE:CD1[2_546]	2.15	0.05
1:B:272:LYS:CE	1:D:260:VAL:CA[2_546]	2.15	0.05
1:B:278:LEU:CD2	1:C:362:LEU:CD2[2_546]	2.15	0.05
1:B:298:LEU:C	1:D:306:LYS:C[2_546]	2.15	0.05
1:B:300:ILE:N	1:D:308:ILE:C[2_546]	2.15	0.05
1:B:306:LYS:NZ	1:D:297:GLU:C[2_546]	2.15	0.05
1:B:309:TYR:CD1	1:D:311:ASN:OD1[2_546]	2.15	0.05
1:B:311:ASN:CB	1:D:265:ASP:O[2_546]	2.15	0.05
1:B:314:PHE:CA	1:D:22:ASP:O[2_546]	2.15	0.05
1:B:314:PHE:CD1	1:D:263:THR:CG2[2_546]	2.15	0.05
1:B:319:VAL:C	1:D:20:PHE:CE1[2_546]	2.15	0.05
1:B:320:PHE:CZ	1:D:29:ARG:CD[2_546]	2.15	0.05
1:B:334:PHE:CA	1:D:32:GLY:O[2_546]	2.15	0.05
1:B:338:ARG:CG	1:C:371:TYR:CD1[2_546]	2.15	0.05
1:B:342:TRP:CA	1:C:371:TYR:CZ[2_546]	2.15	0.05
1:B:342:TRP:CZ2	1:C:371:TYR:CB[2_546]	2.15	0.05
1:A:111:LYS:N	1:A:245:LYS:CB[2_556]	2.16	0.04
1:A:362:LEU:CG	1:D:166:THR:O[2_546]	2.16	0.04
1:A:363:TYR:CZ	1:D:153:ALA:N[2_546]	2.16	0.04
1:A:363:TYR:C	1:D:170:ILE:CA[2_546]	2.16	0.04
1:A:363:TYR:C	1:D:170:ILE:CB[2_546]	2.16	0.04
1:B:16:THR:CG2	1:D:174:ASP:OD1[2_546]	2.16	0.04
1:B:18:LEU:CA	1:D:45:GLU:N[2_546]	2.16	0.04
1:B:22:ASP:CA	1:D:320:PHE:CZ[2_546]	2.16	0.04
1:B:24:GLU:C	1:D:316:SER:OG[2_546]	2.16	0.04
1:B:31:ARG:N	1:D:44:TYR:CB[2_546]	2.16	0.04
1:B:33:TYR:OH	1:D:123:ILE:C[2_546]	2.16	0.04
1:B:33:TYR:O	1:D:44:TYR:CZ[2_546]	2.16	0.04
1:B:36:GLU:CB	1:D:338:ARG:NE[2_546]	2.16	0.04
1:B:37:ASP:CG	1:D:339:THR:C[2_546]	2.16	0.04
1:B:40:ASN:CA	1:D:345:HIS:CG[2_546]	2.16	0.04
1:B:48:ILE:CG2	1:D:49:TYR:CD2[2_546]	2.16	0.04
1:B:56:LEU:CG	1:D:121:ILE:CA[2_546]	2.16	0.04
1:B:58:THR:CG2	1:D:118:GLU:OE1[2_546]	2.16	0.04

Continued on next page...

Continued from previous page...

Atom-1	Atom-2	Interatomic distance (Å)	Clash overlap (Å)
1:B:116:ASP:CB	1:D:59:LYS:CB[2_546]	2.16	0.04
1:B:117:LYS:O	1:D:58:THR:CB[2_546]	2.16	0.04
1:B:121:ILE:N	1:D:58:THR:CG2[2_546]	2.16	0.04
1:B:167:THR:C	1:D:15:VAL:CB[2_546]	2.16	0.04
1:B:182:ASP:OD2	1:D:42:GLY:C[2_546]	2.16	0.04
1:B:185:VAL:C	1:D:40:ASN:CA[2_546]	2.16	0.04
1:B:189:THR:CG2	1:D:41:TYR:N[2_546]	2.16	0.04
1:B:242:PHE:CE1	1:D:306:LYS:N[2_546]	2.16	0.04
1:B:255:GLY:C	1:D:263:THR:CG2[2_546]	2.16	0.04
1:B:257:GLY:O	1:D:265:ASP:O[2_546]	2.16	0.04
1:B:258:HIS:CG	1:D:267:ARG:C[2_546]	2.16	0.04
1:B:260:VAL:CG1	1:D:271:PHE:CD2[2_546]	2.16	0.04
1:B:263:THR:O	1:D:311:ASN:O[2_546]	2.16	0.04
1:B:263:THR:CA	1:D:314:PHE:N[2_546]	2.16	0.04
1:B:264:TYR:N	1:D:311:ASN:OD1[2_546]	2.16	0.04
1:B:268:ALA:C	1:D:183:HIS:CD2[2_546]	2.16	0.04
1:B:273:LYS:NZ	1:D:185:VAL:CG2[2_546]	2.16	0.04
1:B:300:ILE:CD1	1:D:258:HIS:CA[2_546]	2.16	0.04
1:B:313:ASP:O	1:D:25:LYS:O[2_546]	2.16	0.04
1:B:314:PHE:CE2	1:D:262:LYS:CA[2_546]	2.16	0.04
1:B:319:VAL:O	1:C:367:GLU:CD[2_546]	2.16	0.04
1:B:332:ALA:CB	1:C:368:TYR:CE2[2_546]	2.16	0.04
1:B:335:ALA:CA	1:C:370:GLU:C[2_546]	2.16	0.04
1:B:337:SER:CA	1:D:33:TYR:CB[2_546]	2.16	0.04
1:B:338:ARG:NH2	1:D:35:ILE:CA[2_546]	2.16	0.04
1:B:341:GLY:N	1:D:46:GLU:CD[2_546]	2.16	0.04
1:A:108:LYS:CB	1:A:247:VAL:CG1[2_556]	2.17	0.03
1:A:108:LYS:CB	1:A:248:ASN:CA[2_556]	2.17	0.03
1:A:365:GLY:N	1:D:154:LYS:CA[2_546]	2.17	0.03
1:A:366:PRO:C	1:D:156:PHE:CB[2_546]	2.17	0.03
1:B:17:ASN:OD1	1:D:151:SER:CB[2_546]	2.17	0.03
1:B:24:GLU:OE1	1:D:321:TYR:N[2_546]	2.17	0.03
1:B:26:GLY:N	1:D:316:SER:OG[2_546]	2.17	0.03
1:B:41:TYR:CB	1:D:343:LEU:C[2_546]	2.17	0.03
1:B:51:MET:CB	1:D:49:TYR:N[2_546]	2.17	0.03
1:B:57:PRO:CB	1:D:118:GLU:N[2_546]	2.17	0.03
1:B:57:PRO:CB	1:D:117:LYS:CB[2_546]	2.17	0.03
1:B:173:MET:CA	1:C:363:TYR:CZ[2_546]	2.17	0.03
1:B:175:LYS:CE	1:D:348:GLU:CD[2_546]	2.17	0.03
1:B:177:LEU:N	1:D:31:ARG:C[2_546]	2.17	0.03
1:B:179:LEU:C	1:D:30:TYR:CB[2_546]	2.17	0.03

Continued on next page...

Continued from previous page...

Atom-1	Atom-2	Interatomic distance (Å)	Clash overlap (Å)
1:B:180:TYR:CZ	1:D:29:ARG:N[2_546]	2.17	0.03
1:B:225:ALA:C	1:D:25:LYS:CA[2_546]	2.17	0.03
1:B:254:MET:C	1:D:263:THR:CB[2_546]	2.17	0.03
1:B:254:MET:CA	1:D:263:THR:OG1[2_546]	2.17	0.03
1:B:258:HIS:CB	1:D:268:ALA:CB[2_546]	2.17	0.03
1:B:259:ARG:CG	1:D:273:LYS:CB[2_546]	2.17	0.03
1:B:260:VAL:C	1:D:271:PHE:N[2_546]	2.17	0.03
1:B:263:THR:CA	1:D:311:ASN:O[2_546]	2.17	0.03
1:B:267:ARG:O	1:D:183:HIS:ND1[2_546]	2.17	0.03
1:B:269:LYS:C	1:D:184:GLU:CB[2_546]	2.17	0.03
1:B:271:PHE:CZ	1:D:20:PHE:C[2_546]	2.17	0.03
1:B:278:LEU:CB	1:C:362:LEU:CD1[2_546]	2.17	0.03
1:B:296:GLU:OE1	1:D:260:VAL:CA[2_546]	2.17	0.03
1:B:303:PHE:CG	1:D:308:ILE:O[2_546]	2.17	0.03
1:B:308:ILE:O	1:D:310:PRO:CD[2_546]	2.17	0.03
1:B:316:SER:O	1:D:20:PHE:CE1[2_546]	2.17	0.03
1:B:320:PHE:CA	1:C:367:GLU:CB[2_546]	2.17	0.03
1:B:320:PHE:CE2	1:C:367:GLU:C[2_546]	2.17	0.03
1:B:329:MET:O	1:C:368:TYR:CB[2_546]	2.17	0.03
1:B:340:LEU:O	1:D:46:GLU:CG[2_546]	2.17	0.03
1:B:347:ILE:CD1	1:D:59:LYS:CG[2_546]	2.17	0.03
1:A:111:LYS:CA	1:A:245:LYS:CB[2_556]	2.18	0.02
1:A:119:LYS:CG	1:A:249:GLN:NE2[2_556]	2.18	0.02
1:A:240:ASN:ND2	1:B:216:PRO:CA[2_546]	2.18	0.02
1:A:363:TYR:CG	1:D:174:ASP:N[2_546]	2.18	0.02
1:A:364:VAL:C	1:D:154:LYS:CA[2_546]	2.18	0.02
1:A:367:GLU:O	1:D:336:LEU:CG[2_546]	2.18	0.02
1:A:368:TYR:CG	1:D:336:LEU:CD1[2_546]	2.18	0.02
1:A:369:GLN:CB	1:D:125:ALA:N[2_546]	2.18	0.02
1:B:20:PHE:CD1	1:D:173:MET:CB[2_546]	2.18	0.02
1:B:20:PHE:CD1	1:D:173:MET:CE[2_546]	2.18	0.02
1:B:26:GLY:N	1:D:180:TYR:CZ[2_546]	2.18	0.02
1:B:26:GLY:C	1:D:180:TYR:CD2[2_546]	2.18	0.02
1:B:28:LEU:CA	1:D:176:ALA:O[2_546]	2.18	0.02
1:B:31:ARG:C	1:D:44:TYR:CE2[2_546]	2.18	0.02
1:B:35:ILE:CA	1:D:181:THR:CB[2_546]	2.18	0.02
1:B:39:VAL:O	1:D:345:HIS:CD2[2_546]	2.18	0.02
1:B:41:TYR:CD2	1:D:346:ILE:CD1[2_546]	2.18	0.02
1:B:46:GLU:CA	1:D:53:TYR:N[2_546]	2.18	0.02
1:B:48:ILE:O	1:D:49:TYR:CE1[2_546]	2.18	0.02
1:B:57:PRO:N	1:D:118:GLU:CA[2_546]	2.18	0.02

Continued on next page...

Continued from previous page...

Atom-1	Atom-2	Interatomic distance (Å)	Clash overlap (Å)
1:B:62:LEU:C	1:D:117:LYS:NZ[2_546]	2.18	0.02
1:B:117:LYS:CD	1:D:61:GLU:C[2_546]	2.18	0.02
1:B:156:PHE:CE2	1:C:366:PRO:CD[2_546]	2.18	0.02
1:B:168:ASP:O	1:C:362:LEU:O[2_546]	2.18	0.02
1:B:177:LEU:CA	1:D:30:TYR:C[2_546]	2.18	0.02
1:B:178:ILE:N	1:D:31:ARG:N[2_546]	2.18	0.02
1:B:256:PHE:CG	1:D:264:TYR:N[2_546]	2.18	0.02
1:B:256:PHE:CD1	1:D:264:TYR:N[2_546]	2.18	0.02
1:B:261:TYR:CE1	1:D:267:ARG:CG[2_546]	2.18	0.02
1:B:261:TYR:CE1	1:D:267:ARG:O[2_546]	2.18	0.02
1:B:262:LYS:CA	1:D:314:PHE:N[2_546]	2.18	0.02
1:B:265:ASP:N	1:D:267:ARG:NH2[2_546]	2.18	0.02
1:B:265:ASP:CB	1:D:265:ASP:CG[2_546]	2.18	0.02
1:B:269:LYS:CA	1:D:184:GLU:CD[2_546]	2.18	0.02
1:B:270:ILE:CD1	1:D:183:HIS:CA[2_546]	2.18	0.02
1:B:271:PHE:CE1	1:D:28:LEU:C[2_546]	2.18	0.02
1:B:296:GLU:CG	1:D:261:TYR:O[2_546]	2.18	0.02
1:B:296:GLU:CA	1:D:262:LYS:CD[2_546]	2.18	0.02
1:B:310:PRO:C	1:D:265:ASP:N[2_546]	2.18	0.02
1:B:342:TRP:CB	1:C:371:TYR:OH[2_546]	2.18	0.02
1:B:345:HIS:CG	1:D:42:GLY:C[2_546]	2.18	0.02
1:A:362:LEU:C	1:D:170:ILE:CG2[2_546]	2.19	0.01
1:A:362:LEU:CA	1:D:170:ILE:C[2_546]	2.19	0.01
1:A:369:GLN:CG	1:D:124:ILE:C[2_546]	2.19	0.01
1:B:20:PHE:C	1:D:173:MET:O[2_546]	2.19	0.01
1:B:29:ARG:O	1:D:44:TYR:CD1[2_546]	2.19	0.01
1:B:37:ASP:O	1:D:342:TRP:N[2_546]	2.19	0.01
1:B:44:TYR:CD1	1:D:50:LEU:O[2_546]	2.19	0.01
1:B:45:GLU:C	1:D:53:TYR:CB[2_546]	2.19	0.01
1:B:45:GLU:N	1:D:54:GLY:CA[2_546]	2.19	0.01
1:B:49:TYR:CD2	1:D:53:TYR:OH[2_546]	2.19	0.01
1:B:51:MET:CG	1:D:49:TYR:N[2_546]	2.19	0.01
1:B:52:LEU:CB	1:D:62:LEU:N[2_546]	2.19	0.01
1:B:52:LEU:CD1	1:D:57:PRO:C[2_546]	2.19	0.01
1:B:56:LEU:CD1	1:D:120:ALA:CA[2_546]	2.19	0.01
1:B:172:ALA:CA	1:C:363:TYR:CB[2_546]	2.19	0.01
1:B:173:MET:O	1:D:17:ASN:CG[2_546]	2.19	0.01
1:B:179:LEU:C	1:D:30:TYR:CD1[2_546]	2.19	0.01
1:B:183:HIS:C	1:D:39:VAL:C[2_546]	2.19	0.01
1:B:184:GLU:OE2	1:D:270:ILE:CA[2_546]	2.19	0.01
1:B:229:PHE:CZ	1:D:24:GLU:N[2_546]	2.19	0.01

Continued on next page...

Continued from previous page...

Atom-1	Atom-2	Interatomic distance (Å)	Clash overlap (Å)
1:B:242:PHE:CE1	1:D:304:SER:C[2_546]	2.19	0.01
1:B:255:GLY:N	1:D:263:THR:OG1[2_546]	2.19	0.01
1:B:262:LYS:C	1:D:313:ASP:C[2_546]	2.19	0.01
1:B:303:PHE:CZ	1:D:304:SER:N[2_546]	2.19	0.01
1:B:306:LYS:CD	1:D:297:GLU:C[2_546]	2.19	0.01
1:B:308:ILE:CA	1:D:310:PRO:CD[2_546]	2.19	0.01
1:B:314:PHE:N	1:D:26:GLY:N[2_546]	2.19	0.01
1:B:314:PHE:C	1:D:23:GLY:C[2_546]	2.19	0.01
1:B:320:PHE:N	1:C:367:GLU:OE1[2_546]	2.19	0.01
1:B:333:LEU:N	1:C:369:GLN:N[2_546]	2.19	0.01

5.3 Torsion angles

5.3.1 Protein backbone

In the following table, the Percentiles column shows the percent Ramachandran outliers of the chain as a percentile score with respect to all X-ray entries followed by that with respect to entries of similar resolution.

The Analysed column shows the number of residues for which the backbone conformation was analysed, and the total number of residues.

Mol	Chain	Analysed	Favoured	Allowed	Outliers	Percentiles	
1	A	365/377 (97%)	338 (93%)	24 (7%)	3 (1%)	16	37
1	B	364/377 (97%)	343 (94%)	18 (5%)	3 (1%)	16	37
1	C	368/377 (98%)	344 (94%)	22 (6%)	2 (0%)	24	48
1	D	363/377 (96%)	344 (95%)	14 (4%)	5 (1%)	9	23
All	All	1460/1508 (97%)	1369 (94%)	78 (5%)	13 (1%)	14	35

All (13) Ramachandran outliers are listed below:

Mol	Chain	Res	Type
1	A	247	VAL
1	B	247	VAL
1	D	233	GLY
1	B	109	ASN
1	D	238	VAL
1	B	246	VAL
1	C	247	VAL

Continued on next page...

Continued from previous page...

Mol	Chain	Res	Type
1	A	108	LYS
1	A	183	HIS
1	D	244	ASP
1	C	143	PRO
1	D	246	VAL
1	D	216	PRO

5.3.2 Protein sidechains ⓘ

In the following table, the Percentiles column shows the percent sidechain outliers of the chain as a percentile score with respect to all X-ray entries followed by that with respect to entries of similar resolution.

The Analysed column shows the number of residues for which the sidechain conformation was analysed, and the total number of residues.

Mol	Chain	Analysed	Rotameric	Outliers	Percentiles	
1	A	309/319 (97%)	276 (89%)	33 (11%)	6	16
1	B	308/319 (97%)	277 (90%)	31 (10%)	7	18
1	C	312/319 (98%)	283 (91%)	29 (9%)	8	21
1	D	307/319 (96%)	269 (88%)	38 (12%)	4	11
All	All	1236/1276 (97%)	1105 (89%)	131 (11%)	6	17

All (131) residues with a non-rotameric sidechain are listed below:

Mol	Chain	Res	Type
1	A	3	VAL
1	A	6	LYS
1	A	14	LYS
1	A	35	ILE
1	A	39	VAL
1	A	55	LYS
1	A	59	LYS
1	A	60	LYS
1	A	82	THR
1	A	89	GLU
1	A	96	LEU
1	A	108	LYS
1	A	111	LYS
1	A	115	ASN
1	A	119	LYS

Continued on next page...

Continued from previous page...

Mol	Chain	Res	Type
1	A	127	MET
1	A	137	ARG
1	A	149	SER
1	A	163	ARG
1	A	205	SER
1	A	229	PHE
1	A	234	ASP
1	A	254	MET
1	A	262	LYS
1	A	267	ARG
1	A	277	THR
1	A	281	ARG
1	A	282	ASN
1	A	291	ILE
1	A	297	GLU
1	A	305	SER
1	A	306	LYS
1	A	358	ARG
1	B	27	ILE
1	B	35	ILE
1	B	36	GLU
1	B	39	VAL
1	B	55	LYS
1	B	60	LYS
1	B	65	LEU
1	B	68	LYS
1	B	74	GLU
1	B	83	ILE
1	B	85	LEU
1	B	96	LEU
1	B	122	SER
1	B	137	ARG
1	B	138	LYS
1	B	144	ARG
1	B	149	SER
1	B	154	LYS
1	B	158	LEU
1	B	163	ARG
1	B	181	THR
1	B	201	ASP
1	B	250	LYS
1	B	267	ARG

Continued on next page...

Continued from previous page...

Mol	Chain	Res	Type
1	B	276	LEU
1	B	278	LEU
1	B	281	ARG
1	B	286	ARG
1	B	290	GLU
1	B	308	ILE
1	B	358	ARG
1	C	3	VAL
1	C	5	SER
1	C	6	LYS
1	C	9	GLU
1	C	24	GLU
1	C	29	ARG
1	C	35	ILE
1	C	36	GLU
1	C	55	LYS
1	C	77	GLN
1	C	96	LEU
1	C	105	SER
1	C	111	LYS
1	C	127	MET
1	C	142	LYS
1	C	149	SER
1	C	154	LYS
1	C	158	LEU
1	C	163	ARG
1	C	185	VAL
1	C	224	GLU
1	C	237	ARG
1	C	267	ARG
1	C	273	LYS
1	C	276	LEU
1	C	277	THR
1	C	282	ASN
1	C	298	LEU
1	C	351	GLU
1	D	4	VAL
1	D	9	GLU
1	D	35	ILE
1	D	43	SER
1	D	55	LYS
1	D	83	ILE

Continued on next page...

Continued from previous page...

Mol	Chain	Res	Type
1	D	105	SER
1	D	108	LYS
1	D	122	SER
1	D	134	VAL
1	D	137	ARG
1	D	149	SER
1	D	150	ASP
1	D	158	LEU
1	D	163	ARG
1	D	164	GLU
1	D	180	TYR
1	D	185	VAL
1	D	205	SER
1	D	247	VAL
1	D	252	ARG
1	D	259	ARG
1	D	262	LYS
1	D	267	ARG
1	D	273	LYS
1	D	276	LEU
1	D	277	THR
1	D	282	ASN
1	D	284	ASP
1	D	293	GLN
1	D	294	LYS
1	D	295	LEU
1	D	305	SER
1	D	352	GLU
1	D	353	GLN
1	D	357	ILE
1	D	358	ARG
1	D	362	LEU

Sometimes sidechains can be flipped to improve hydrogen bonding and reduce clashes. All (30) such sidechains are listed below:

Mol	Chain	Res	Type
1	A	63	ASN
1	A	115	ASN
1	A	183	HIS
1	A	228	GLN
1	A	251	ASN
1	A	258	HIS

Continued on next page...

Continued from previous page...

Mol	Chain	Res	Type
1	A	282	ASN
1	A	369	GLN
1	B	63	ASN
1	B	115	ASN
1	B	183	HIS
1	B	228	GLN
1	B	236	ASN
1	B	258	HIS
1	B	354	HIS
1	C	77	GLN
1	C	115	ASN
1	C	183	HIS
1	C	228	GLN
1	C	258	HIS
1	C	282	ASN
1	C	302	GLN
1	C	354	HIS
1	D	63	ASN
1	D	115	ASN
1	D	183	HIS
1	D	228	GLN
1	D	258	HIS
1	D	282	ASN
1	D	353	GLN

5.3.3 RNA ⓘ

There are no RNA molecules in this entry.

5.4 Non-standard residues in protein, DNA, RNA chains ⓘ

There are no non-standard protein/DNA/RNA residues in this entry.

5.5 Carbohydrates ⓘ

There are no oligosaccharides in this entry.

5.6 Ligand geometry ⓘ

There are no ligands in this entry.

5.7 Other polymers [i](#)

There are no such residues in this entry.

5.8 Polymer linkage issues [i](#)

There are no chain breaks in this entry.

6 Fit of model and data

6.1 Protein, DNA and RNA chains

EDS was not executed - this section is therefore empty.

6.2 Non-standard residues in protein, DNA, RNA chains

EDS was not executed - this section is therefore empty.

6.3 Carbohydrates

EDS was not executed - this section is therefore empty.

6.4 Ligands

EDS was not executed - this section is therefore empty.

6.5 Other polymers

EDS was not executed - this section is therefore empty.